Medieval dragon border

Sized for a 6 inch hoop (15 cm). The stitched design is about 4.3 × 2.7 in (10.9 × 6.9 cm).



Which color goes where.

Stitches

- **Satin stitch**, 1 to 2 strands
  Border teeth, corner flowers, belly, claws, wing band, horn, teeth, ear, eye, branches, trunk, mound, seeds
- **French knot**, 1 to 2 strands, two wraps
  Corner flowers, eye, ground dots, seeds
- **Stem stitch**, 1 to 3 strands
  Border lines, tail leaf, belly, body edges, claws, joint curls, feather edges, wing band, wing, horn, tongue, head, branches, tree leaves, and 5 more
- **Fishbone stitch**, 2 strands
  Tail leaf, feathers, tree leaves, pomegranate crown
- **Long and short stitch**, 1 strand
  Body, legs, wing, head, pomegranate
- **Chain stitch**, 2 strands
  Scales
- **Back stitch**, 1 strand
  Body edges

Floss

- **DMC 3777 Very Dark Terra Cotta**
  Border teeth (darker), wing (middle), feathers (darkest), ear and 6 more parts
- **DMC 930 Dark Antique Blue**
  Body (darker), legs (dark), border teeth (lighter), head (darkest)
- **DMC 3820 Dark Straw**
  Claws, belly, corner flowers and horn (lighter), feathers (lightest) and 4 more parts
- **DMC 939 Very Dark Navy Blue**
  Body edges, border lines and feather edges, claws (darker) and 13 more parts
- **DMC 3362 Dark Pine Green**
  Feathers, trunk and tail leaf (dark), tree leaves (shade 3 of 8)
- **DMC 3363 Medium Pine Green**
  Branches (lighter), feathers (middle light), trunk (light) and 2 more parts
- **DMC 782 Dark Topaz**
  Feathers and tail leaf (light), mound (lighter), tree leaves (shade 6 of 8)
- **DMC 931 Medium Antique Blue**
  Legs (light), body (lighter), head (dark), scales (darker)
- **DMC 932 Light Antique Blue**
  Legs (lightest), scales (lighter), head (light)
- **DMC 3822 Light Straw**
  Joint curls and teeth, wing and seeds (light), eye (lighter), head (lightest)
- **DMC 3750 Very Dark Antique Blue** Legs (darkest)
- **DMC 3830 Terra Cotta**
  Pomegranate and pomegranate crown (light), feathers (middle dark) and 2 more parts
- **DMC 3364 Pine Green** Tree leaves (shade 7 of 8)
- **DMC 3778 Light Terra Cotta** Pomegranate (lightest)

Three ways to transfer the pattern

1. **Fabric you can see through**
   Tape page 2 to a sunny window or lay it on a light box, tape the fabric over it and trace the lines with a sharp pencil or a water-soluble pen.
2. **Fabric you cannot see through**
   Lay dressmaker's carbon paper colored side down on the fabric with page 2 on top, tape the layers and trace the lines firmly with a ballpoint pen.
3. **Iron-on**
   Go over the lines of page 3, the mirrored page, with an iron-on transfer pen, lay it ink side down on the fabric and press with a dry iron.

Pages 2 and 3 are the pattern at actual size. Print them at 100% with scaling turned off.

For your own stitching, gifts and handmade pieces you sell. Do not resell or share this PDF.

Medieval dragon border

6 inch hoop

Print at 100% (actual size). Do not scale or fit to page. Check the square below with a ruler before you trace.



1 in
25.4 mm

Check square: 1 inch (25.4 mm) on each side.
If it measures anything else, print again at 100% with scaling off.

For your own stitching, gifts and handmade pieces you sell. Do not resell or share this PDF.

Medieval dragon border

6 inch hoop

Mirrored. Trace this page with an iron-on transfer pen or pencil, then press it ink side down on the fabric.



1 in
25.4 mm

Check square: 1 inch (25.4 mm) on each side.
If it measures anything else, print again at 100% with scaling off.

For your own stitching, gifts and handmade pieces you sell. Do not resell or share this PDF.