Medieval goat neckline, strawberry vine

Sized for a 6 inch hoop (15 cm). The stitched design is about 4.8 × 4.1 in (12.2 × 10.4 cm).



Which color goes where.

Three ways to transfer the pattern

1. **Fabric you can see through**
   Tape page 2 to a sunny window or lay it on a light box, tape the fabric over it and trace the lines with a sharp pencil or a water-soluble pen.
2. **Fabric you cannot see through**
   Lay dressmaker's carbon paper colored side down on the fabric with page 2 on top, tape the layers and trace the lines firmly with a ballpoint pen.
3. **Iron-on**
   Go over the lines of page 3, the mirrored page, with an iron-on transfer pen, lay it ink side down on the fabric and press with a dry iron.

Pages 2 and 3 are the pattern at actual size. Print them at 100% with scaling turned off.

Floss

- **DMC 3816 Celadon Green** Vine and leaf stalks
- **DMC 471 Very Light Avocado Green**
  Leaves and berry leaves (lighter), blossom sepals
- **DMC 3815 Dark Celadon Green**
  Leaves and berry leaves (darker)
- **DMC 772 Very Light Yellow Green**
  Vine lights and leaf veins
- **DMC 666 Bright Red** Strawberries (middle)
- **DMC 498 Dark Red** Strawberries (dark)
- **DMC 350 Medium Coral** Strawberries (light)
- **DMC 3820 Dark Straw**
  Horns and hooves (lighter), blossom hearts, strawberry edge and strawberry seeds
- **DMC 3865 Winter White**
  Goats (lightest), blossoms, buds and eye lights
- **DMC 842 Very Light Beige Brown**
  Goats (dark), petal lines, coat tufts (darker)
- **DMC 739 Ultra Very Light Tan** Goats (light)
- **DMC 801 Dark Coffee Brown**
  Goat outlines, horn ridges and faces (lighter)
- **DMC 437 Light Tan**
  Goats (middle), coat tufts and coat markings (lighter)
- **DMC 435 Very Light Brown**
  Goats (darkest), coat markings (darker)
- **DMC 780 Ultra Very Dark Topaz**
  Horns and hooves (darker)
- **DMC 3371 Black Brown**
  Horn ridges and faces (darker), eyes

Stitches

- **Stem stitch**, 3 strands
  Leaf stalks
- **Satin stitch**, 2 strands
  Leaves, vine, berry leaves, blossom sepals, blossoms, hooves, horns, goats, eyes, buds
- **Split stitch**, 1 to 2 strands
  Leaf veins, vine lights, strawberry edge, goat outlines, coat tufts, coat markings, faces
- **Long and short stitch**, 1 strand
  Strawberries, goats
- **Straight stitch**, 1 to 2 strands
  Strawberry seeds, petal lines, horn ridges, eye lights, faces
- **French knot**, 1 to 2 strands, two wraps
  Blossom hearts

For your own stitching, gifts and handmade pieces you sell. Do not resell or share this PDF or copies of it.

Medieval goat neckline, strawberry vine

6 inch hoop

Print at 100% (actual size). Do not scale or fit to page. Check the square below with a ruler before you trace.



1 in
25.4 mm

Check square: 1 inch (25.4 mm) on each side.
If it measures anything else, print again at 100% with scaling off.

For your own stitching, gifts and handmade pieces you sell. Do not resell or share this PDF or copies of it.

Medieval goat neckline, strawberry vine

6 inch hoop

Mirrored. Trace this page with an iron-on transfer pen or pencil, then press it ink side down on the fabric.



1 in
25.4 mm

Check square: 1 inch (25.4 mm) on each side.
If it measures anything else, print again at 100% with scaling off.

For your own stitching, gifts and handmade pieces you sell. Do not resell or share this PDF or copies of it.