Mirror work skirt border

Sized for a 6 inch hoop (15 cm). The stitched design is about 4.7 × 2.3 in (11.9 × 5.8 cm).



Which color goes where.

Three ways to transfer the pattern

1. **Fabric you can see through**
   Tape page 2 to a sunny window or lay it on a light box, tape the fabric over it and trace the lines with a sharp pencil or a water-soluble pen.

2. **Fabric you cannot see through**
   Lay dressmaker's carbon paper colored side down on the fabric with page 2 on top, tape the layers and trace the lines firmly with a ballpoint pen.

3. **Iron-on**
   Go over the lines of page 3, the mirrored page, with an iron-on transfer pen, lay it ink side down on the fabric and press with a dry iron.

Pages 2 and 3 are the pattern at actual size. Print them at 100% with scaling turned off.

Floss

- **DMC 415 Pearl Gray**
  Mirror discs (dark)
- **DMC 318 Light Steel Gray**
  Mirror discs (darkest)
- **DMC 762 Very Light Pearl Gray**
  Mirror discs (light)
- **DMC 601 Dark Cranberry**
  Buttonhole rings (darker), link leaves and rail scallops and 4 more parts
- **DMC 741 Medium Tangerine**
  Sun petals, link petals, arch crown and triangles (middle), rail lines, arches (lighter)
- **DMC 970 Light Pumpkin**
  Sun petals and link petals (dark)
- **DMC 742 Light Tangerine**
  Buttonhole rings (lighter), tassels (darker), link petals and sun petals (light)
- **DMC 3846 Light Bright Turquoise**
  Herringbone rail and arch herringbone, sun points (lighter) and 4 more parts
- **DMC BLANC White**
  Mirror discs (lightest)
- **DMC 712 Cream**
  Ring knots, arch feet and scallop knots, tassels (lighter) and 3 more parts
- **DMC 3844 Dark Bright Turquoise**
  Link petals (darkest)
- **DMC 603 Cranberry**
  Valley lilies (darker)

Stitches

- **Satin stitch**, 2 strands
  Mirror discs, sun points, sun petals, link leaves, link petals, link hearts, arch feet, arch crown, valley lilies, triangles
- **Buttonhole stitch**, 2 strands
  Buttonhole rings
- **Chain stitch**, 1 to 2 strands
  Ring chain, arches, rail lines, rail scallops
- **French knot**, 1 to 2 strands, two wraps
  Ring knots, scallop knots, tassel knots
- **Herringbone stitch**, 1 to 2 strands
  Arch herringbone, herringbone rail
- **Straight stitch**, 1 to 2 strands
  Tassels

For your own stitching, gifts and handmade pieces you sell. Do not resell or share this PDF.

Mirror work skirt border

6 inch hoop

Print at 100% (actual size). Do not scale or fit to page. Check the square below with a ruler before you trace.



1 in
25.4 mm

Check square: 1 inch (25.4 mm) on each side.
If it measures anything else, print again at 100% with scaling off.

For your own stitching, gifts and handmade pieces you sell. Do not resell or share this PDF.

Mirror work skirt border

6 inch hoop

Mirrored. Trace this page with an iron-on transfer pen or pencil, then press it ink side down on the fabric.



1 in
25.4 mm

Check square: 1 inch (25.4 mm) on each side.
If it measures anything else, print again at 100% with scaling off.

For your own stitching, gifts and handmade pieces you sell. Do not resell or share this PDF.