Modern abstract goldwork ripples

Sized for a 6 inch hoop (15 cm). The stitched design is about 4.9 × 4.9 in (12.4 × 12.4 cm).



Which color goes where: by number on page 2.
Fabric: black cotton or linen.

Stitch in this order

Filled parts from the back of the picture forward, then lines and knots.

1. **Padded satin stitch**, 2 strands
   Fallen drop
2. **Long and short stitch**, 1 strand
   Gold pebble, silver pebble, copper pebble
3. **Couching**, strands by part on page 2
   Broad gold rings, double gold rings, fine gold rings, copper rings, bow lines
4. **Straight stitch**, 4 strands
   Dashed gold rings
5. **Stem stitch**, 3 strands
   Gold pebble, silver pebble, copper pebble
6. **French knot**, 2 strands, two wraps
   Beads

Floss

- **1 DMC 780 Ultra Very Dark Topaz**
  Broad gold rings, double gold rings and gold pebble (dark), bow lines (shade 4 of 14)
- **2 DMC 433 Medium Brown**
  Broad gold rings, double gold rings and gold pebble (darkest), bow lines (shade 2 of 14)
- **3 DMC 783 Medium Topaz**
  Broad gold rings, double gold rings and fine gold rings (middle dark) and 3 more parts
- **4 DMC 745 Light Pale Yellow**
  Gold pebble, broad gold rings and double gold rings (lightest) and 3 more parts
- **5 DMC 3822 Light Straw**
  Broad gold rings, fine gold rings and double gold rings (light) and 4 more parts
- **6 DMC 3820 Dark Straw**
  Broad gold rings, double gold rings and fine gold rings (middle light) and 4 more parts
- **7 DMC 3776 Light Mahogany**
  Fine gold rings (dark), copper rings and copper pebble (middle) and 1 more part
- **8 DMC 920 Medium Copper**
  Copper rings and copper pebble (dark), fine gold rings (darkest) and 1 more part
- **9 DMC 402 Very Light Mahogany**
  Copper rings and copper pebble (light), bow lines (shade 9 of 14)
- **10 DMC 3856 Ultra Very Light Mahogany**
  Copper pebble and copper rings (lightest), beads (darker), bow lines (shade 11 of 14)
- **11 DMC 918 Dark Red Copper**
  Copper pebble and copper rings (darkest), bow lines (shade 1 of 14)
- **12 DMC 762 Very Light Pearl Gray**
  Silver pebble (light), beads (lighter), bow lines (shade 14 of 14)
- **13 DMC 414 Dark Steel Gray**
  Silver pebble (dark), bow lines (shade 5 of 14)
- **14 DMC 03 Medium Tin**
  Silver pebble (middle), bow lines (shade 8 of 14)

Three ways onto dark fabric

1. **Light shines through it**
   Lay page 3 on a bright light box, tape the fabric over it and trace the lines with a white marking pencil or pen.
2. **No light shines through**
   Print page 3 on a sticky wash-away sheet, smooth it onto fabric that can be washed, stitch through both and rinse it away.
3. **White or yellow carbon paper**
   Lay it colored side down on the fabric with page 3 on top, tape the layers and trace firmly with a ballpoint pen. Go over a faint line with a white pencil.

Page 3 is the pattern at actual size (page 4 is its mirror, for an iron-on pen on a light fabric). Print it at 100% with scaling turned off. Then put the fabric in the hoop: inner ring under, drawing up, tight as a drum.

For your own stitching, gifts and handmade pieces you sell. Do not resell or share this PDF or copies of it.

Modern abstract goldwork ripples

6 inch hoop

How to read it

Floss is six strands. Cut 18 inches (45 cm), pull out the number given one at a time, and lay them together.

Inside a filled shape start with two or three tiny stitches, which the filling covers. Start a line with a small knot on the back. End each thread by running the needle under the backs of a few stitches.

Each small ring is one French knot. A fine broken line inside a shape is where two shades meet: trace it, do not stitch it.

A number on the picture is a color of the list of floss on page 1. The fine lines on the colors show which way the stitches lie.

Every stitch in pictures: flossfield.com/embroidery/stitches. The first time: flossfield.com/embroidery/guides/how-to-start.

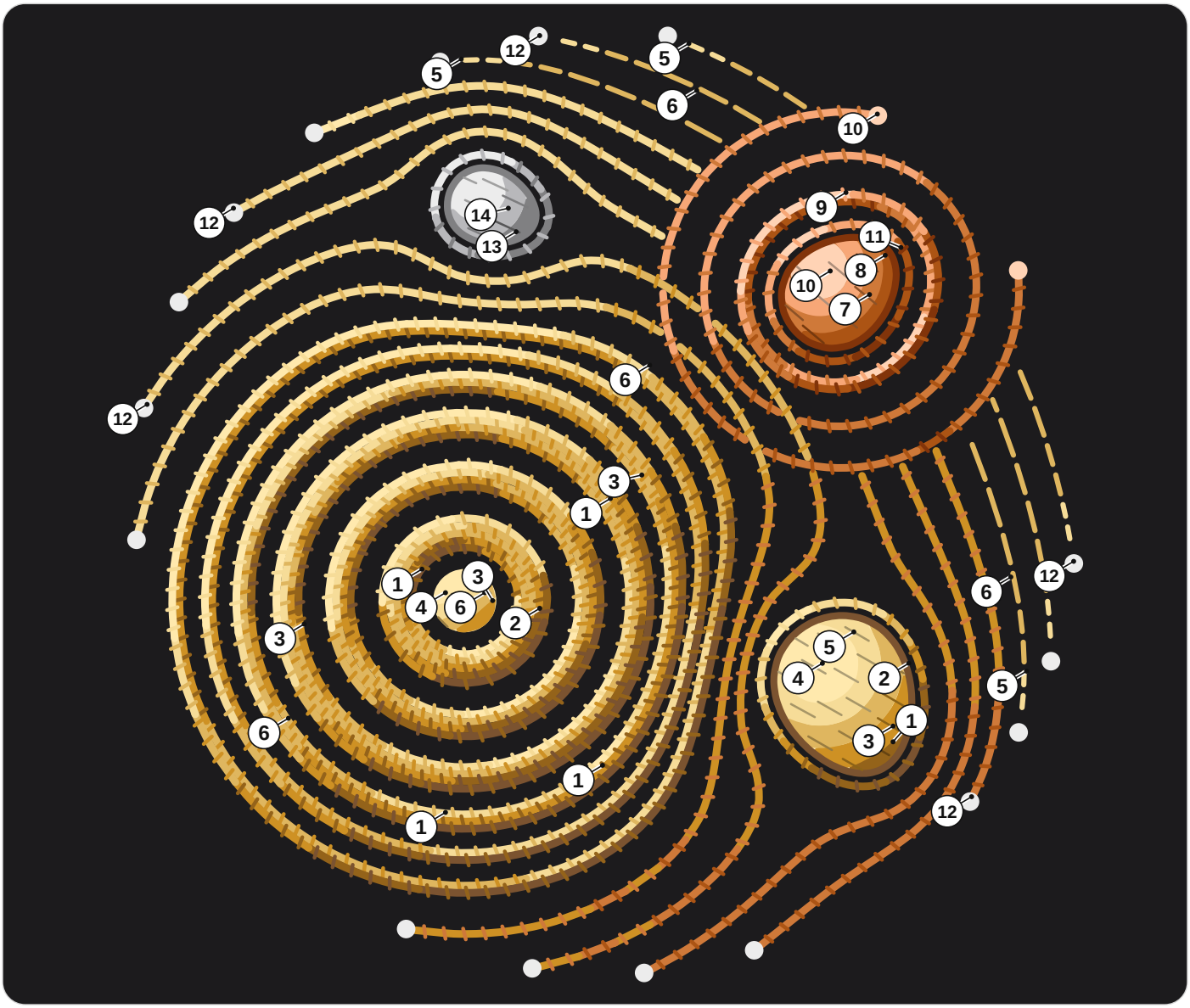

1	DMC 780 Ultra Very Dark Topaz	**6**	DMC 3820 Dark Straw	**11**	DMC 918 Dark Red Copper
2	DMC 433 Medium Brown	**7**	DMC 3776 Light Mahogany	**12**	DMC 762 Very Light Pearl Gray
3	DMC 783 Medium Topaz	**8**	DMC 920 Medium Copper	**13**	DMC 414 Dark Steel Gray
4	DMC 745 Light Pale Yellow	**9**	DMC 402 Very Light Mahogany	**14**	DMC 03 Medium Tin
5	DMC 3822 Light Straw	**10**	DMC 3856 Ultra Very Light Mahogany		

How many strands

Couching. 6 strands: broad gold rings, double gold rings, copper rings; 4 or 6 strands: fine gold rings; 4 strands: bow lines.

For your own stitching, gifts and handmade pieces you sell. Do not resell or share this PDF or copies of it.

Modern abstract goldwork ripples

6 inch hoop

Print at 100% and check the square below with a ruler. Fold the fabric in four: the folds meet the four ticks of the ring.

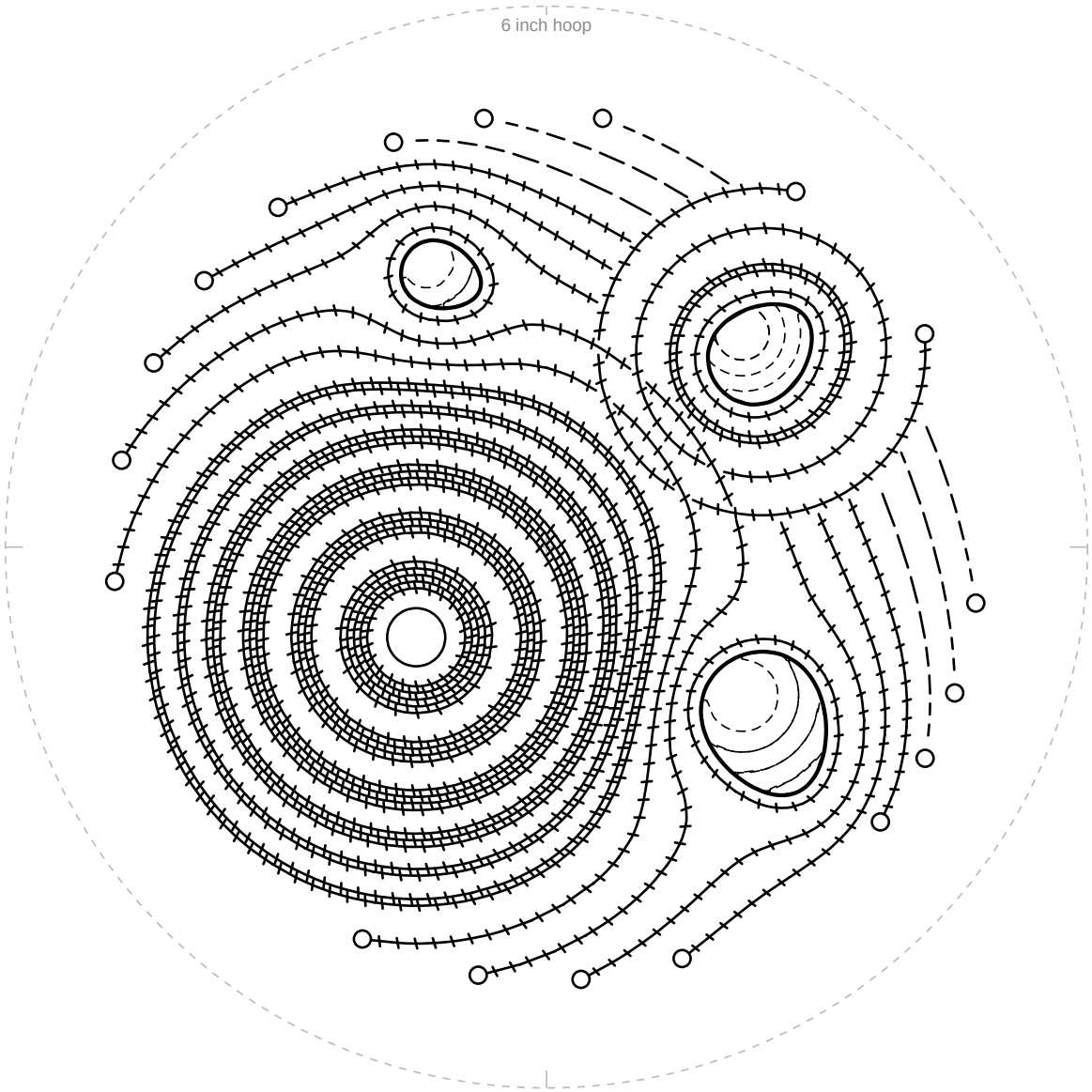

1 in
25.4 mm

Check square: 1 inch (25.4 mm) on each side.
If it measures anything else, print again at 100% with scaling off.

For your own stitching, gifts and handmade pieces you sell. Do not resell or share this PDF or copies of it.

Modern abstract goldwork ripples

6 inch hoop

Mirrored. Trace this page with an iron-on transfer pen or pencil, then press it ink side down on the fabric.

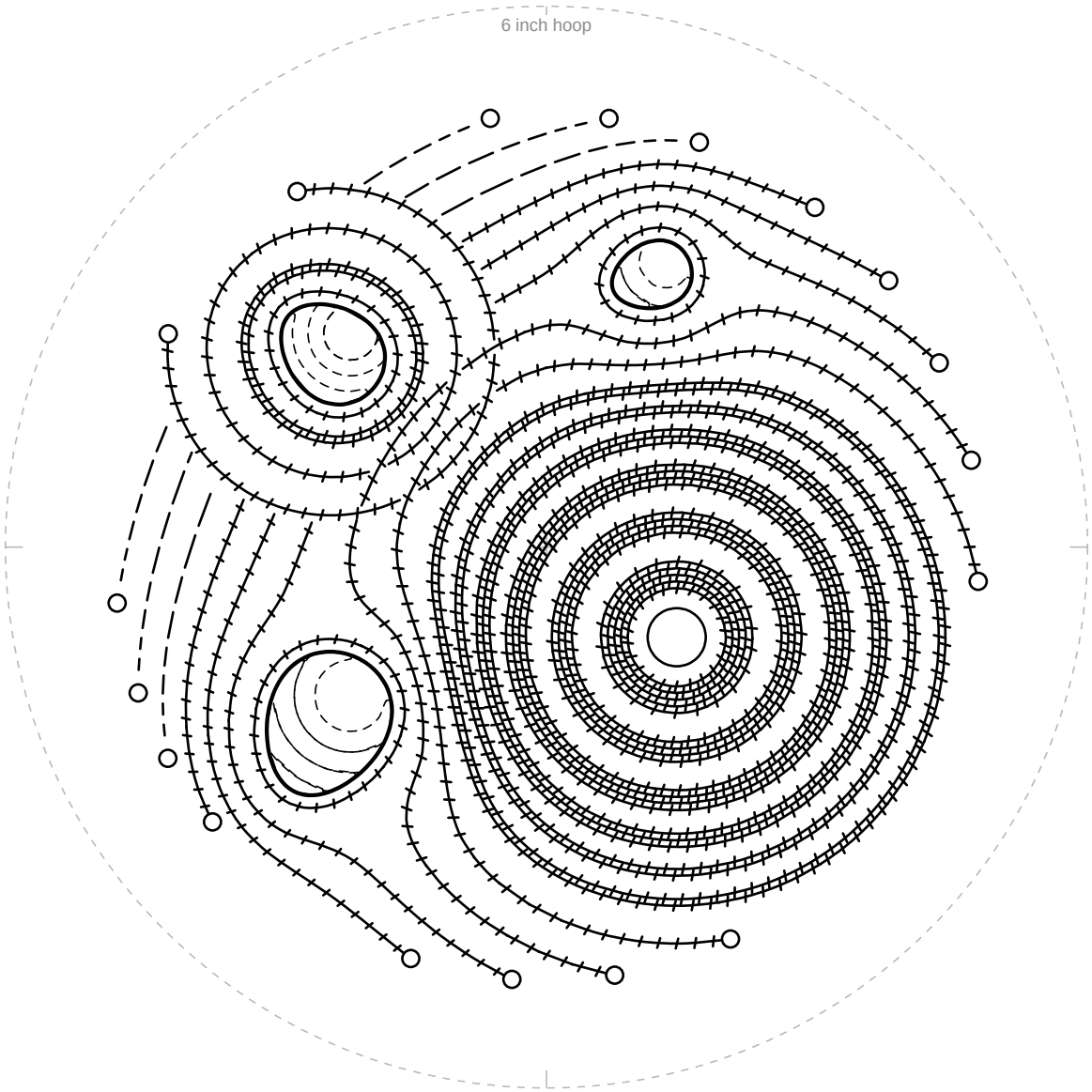

1 in
25.4 mm

Check square: 1 inch (25.4 mm) on each side.
If it measures anything else, print again at 100% with scaling off.

For your own stitching, gifts and handmade pieces you sell. Do not resell or share this PDF or copies of it.