Modern kantha style leaf in ripples

Sized for a 6 inch hoop (15 cm). The stitched design is about 4.8 × 4.8 in (12.2 × 12.2 cm).



Which color goes where.

Three ways to transfer the pattern

1. **Fabric you can see through**
   Tape page 2 to a sunny window or lay it on a light box, tape the fabric over it and trace the lines with a sharp pencil or a water-soluble pen.
2. **Fabric you cannot see through**
   Lay dressmaker's carbon paper colored side down on the fabric with page 2 on top, tape the layers and trace the lines firmly with a ballpoint pen.
3. **Iron-on**
   Go over the lines of page 3, the mirrored page, with an iron-on transfer pen, lay it ink side down on the fabric and press with a dry iron.

Pages 2 and 3 are the pattern at actual size. Print them at 100% with scaling turned off.

Floss

- **DMC 3820 Dark Straw**
  Reflection ring and leaf edge, leaf panels (lightest)
- **DMC 3865 Winter White**
  Inner ripples
- **DMC 3811 Very Light Turquoise**
  Middle ripples, border ring (lighter)
- **DMC 598 Light Turquoise**
  Border ring (darker), outer ripples
- **DMC 921 Copper**
  Leaf panels (middle dark)
- **DMC 922 Light Copper**
  Leaf panels (middle light)
- **DMC 3853 Dark Autumn Gold**
  Leaf panels (light)
- **DMC 918 Dark Red Copper**
  Leaf panels (darkest)
- **DMC 920 Medium Copper**
  Leaf panels (dark)
- **DMC 3822 Light Straw**
  Midrib and petiole

Stitches

- **Running stitch**, 3 strands
  Reflection ring, inner ripples, middle ripples, outer ripples
- **Whipped back stitch**, 3 strands
  Border ring
- **Satin stitch**, 2 strands
  Leaf panels
- **Stem stitch**, 3 to 4 strands
  Midrib and petiole, leaf edge

For your own stitching, gifts and handmade pieces you sell. Do not resell or share this PDF.

Modern kantha style leaf in ripples

6 inch hoop

Print at 100% (actual size). Do not scale or fit to page. Check the square below with a ruler before you trace.

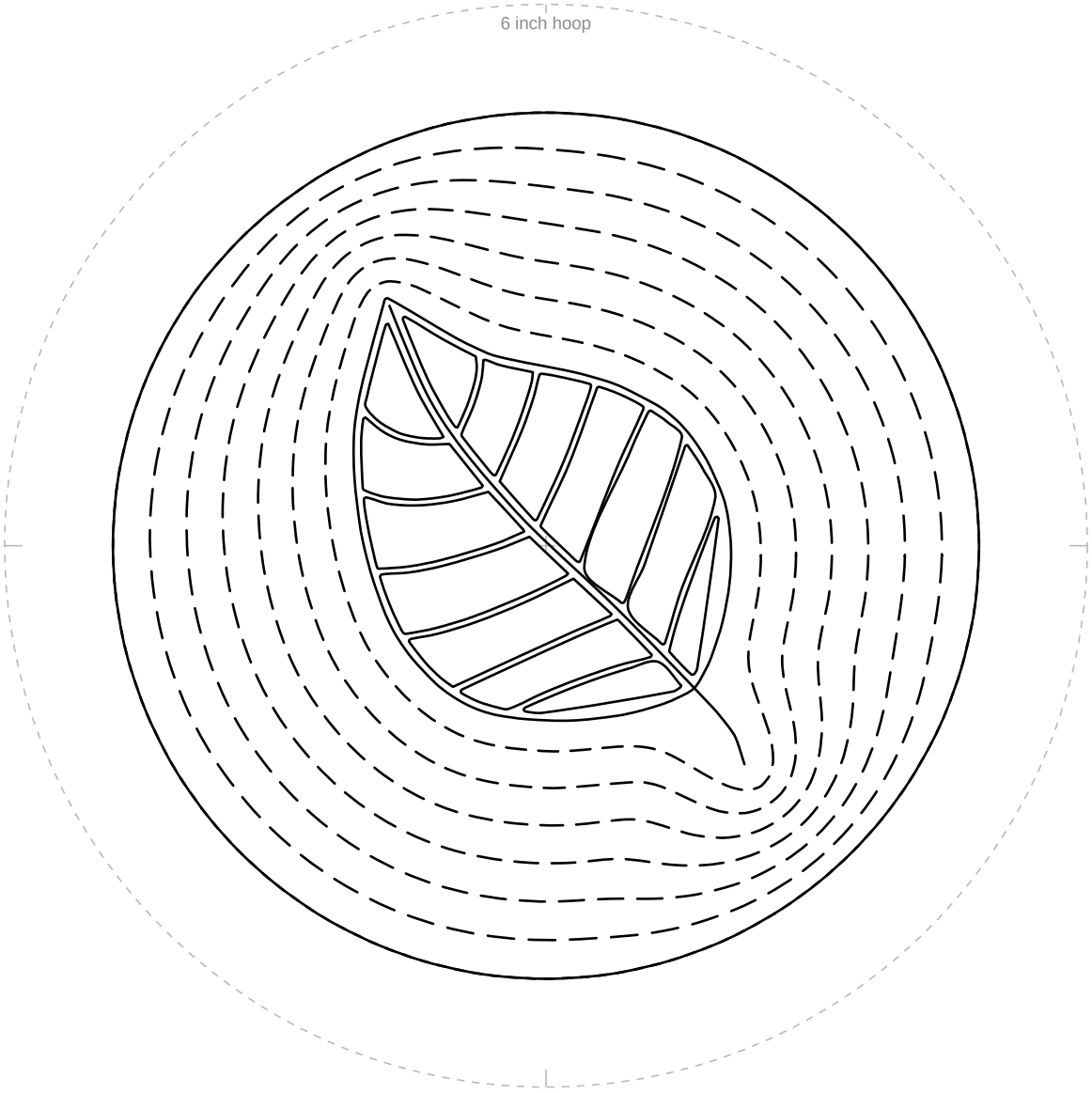

1 in
25.4 mm

Check square: 1 inch (25.4 mm) on each side.
If it measures anything else, print again at 100% with scaling off.

For your own stitching, gifts and handmade pieces you sell. Do not resell or share this PDF.

Modern kantha style leaf in ripples

6 inch hoop

Mirrored. Trace this page with an iron-on transfer pen or pencil, then press it ink side down on the fabric.

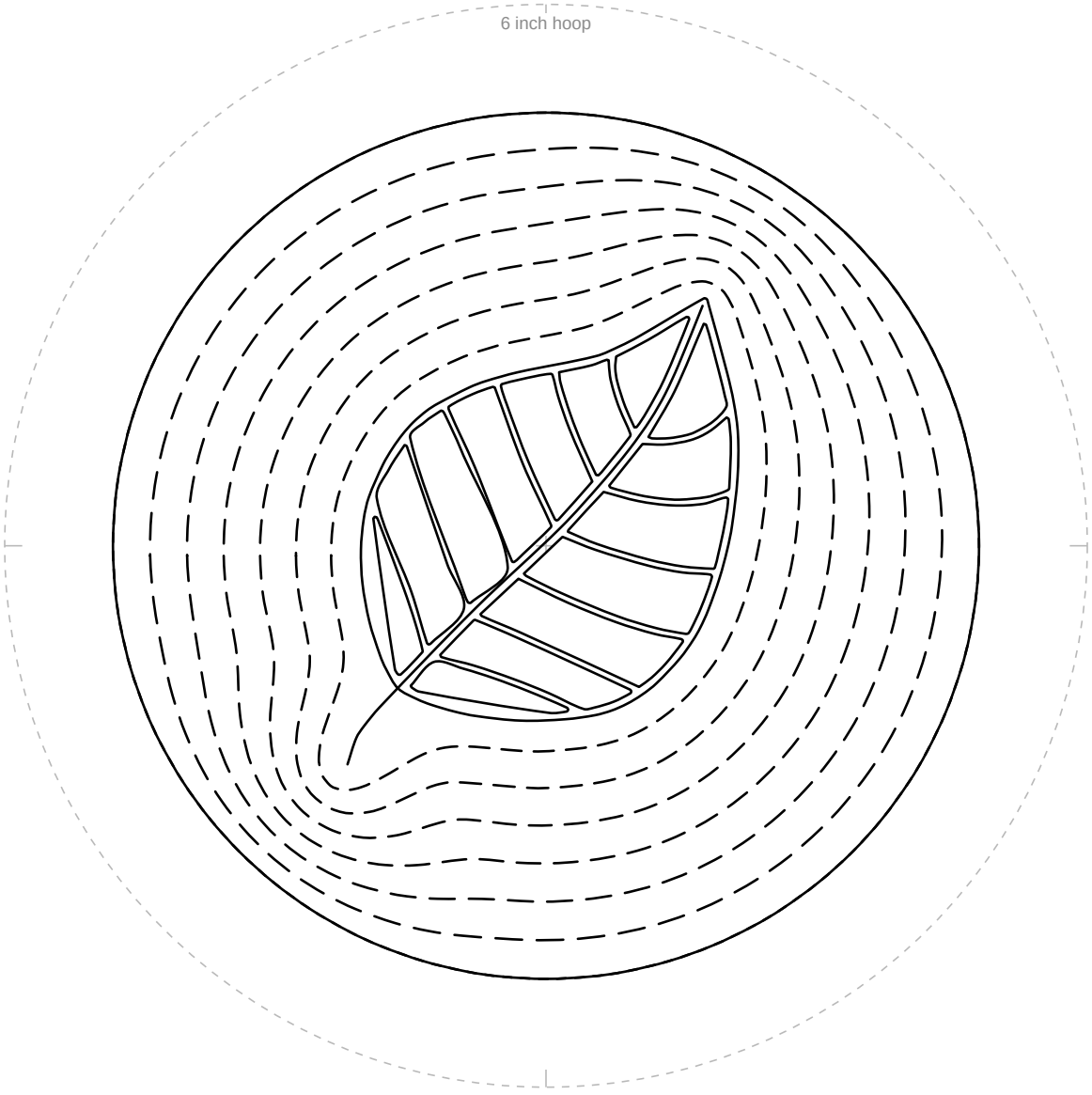

1 in
25.4 mm

Check square: 1 inch (25.4 mm) on each side.
If it measures anything else, print again at 100% with scaling off.

For your own stitching, gifts and handmade pieces you sell. Do not resell or share this PDF.