Moon and stars letters, letter A

Sized for a 6 inch hoop (15 cm). The stitched design is about 3 × 3.7 in (7.6 × 9.4 cm).

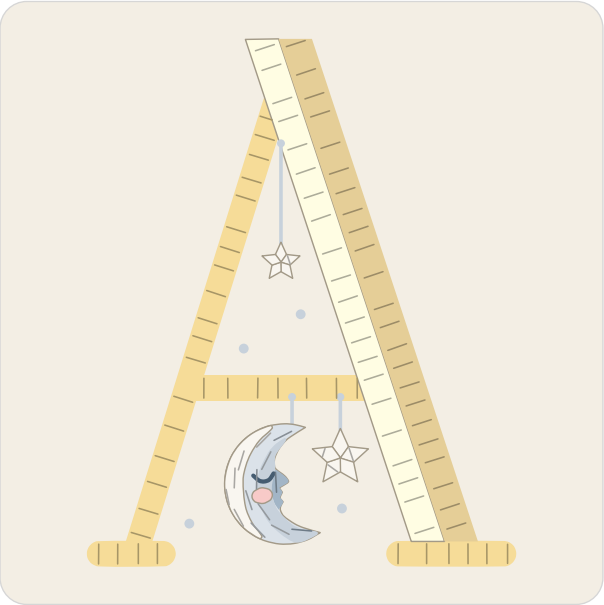

Which color goes where.

Three ways to transfer the pattern

1. **Fabric you can see through**
   Tape page 2 to a sunny window or lay it on a light box, tape the fabric over it and trace the lines with a sharp pencil or a water-soluble pen.
2. **Fabric you cannot see through**
   Lay dressmaker's carbon paper colored side down on the fabric with page 2 on top, tape the layers and trace the lines firmly with a ballpoint pen.
3. **Iron-on**
   Go over the lines of page 3, the mirrored page, with an iron-on transfer pen, lay it ink side down on the fabric and press with a dry iron.

Pages 2 and 3 are the pattern at actual size. Print them at 100% with scaling turned off.

Floss

- **DMC 3822 Light Straw**
  Thin strokes and serifs
- **DMC 3823 Ultra Pale Yellow**
  Thick strokes (lighter)
- **DMC 676 Light Old Gold**
  Thick strokes (darker)
- **DMC 3752 Very Light Antique Blue**
  Moon (dark), threads, far stars and thread knots
- **DMC 3753 Ultra Very Light Antique Blue**
  Moon (light)
- **DMC 932 Light Antique Blue**
  Moon (darkest)
- **DMC 3865 Winter White**
  Stars, moon (lightest)
- **DMC 3779 Very Light Rosewood**
  Cheek
- **DMC 930 Dark Antique Blue**
  Sleeping eye

Stitches

- **Satin stitch**, 1 to 2 strands
  Thin strokes, serifs, thick strokes, cheek, stars
- **Split stitch**, 1 strand
  Threads
- **Long and short stitch**, 1 strand
  Moon
- **Stem stitch**, 2 strands
  Sleeping eye
- **French knot**, 1 to 2 strands, two wraps
  Thread knots, far stars

For your own stitching, gifts and handmade pieces you sell. Do not resell or share this PDF.

Moon and stars letters, letter A

6 inch hoop

Print at 100% (actual size). Do not scale or fit to page. Check the square below with a ruler before you trace.

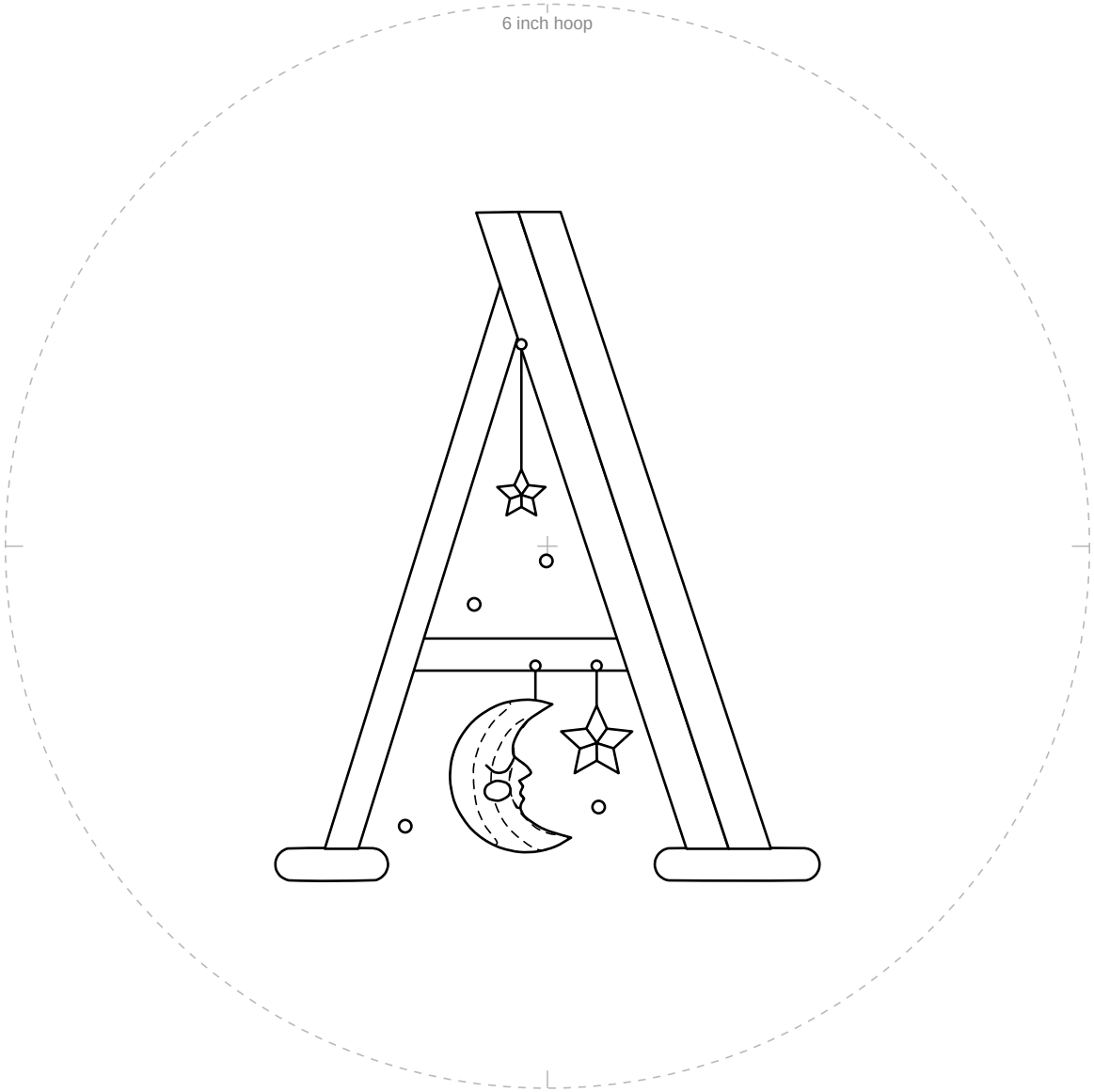

1 in
25.4 mm

Check square: 1 inch (25.4 mm) on each side.
If it measures anything else, print again at 100% with scaling off.

For your own stitching, gifts and handmade pieces you sell. Do not resell or share this PDF.

Moon and stars letters, letter A

6 inch hoop

Mirrored. Trace this page with an iron-on transfer pen or pencil, then press it ink side down on the fabric.

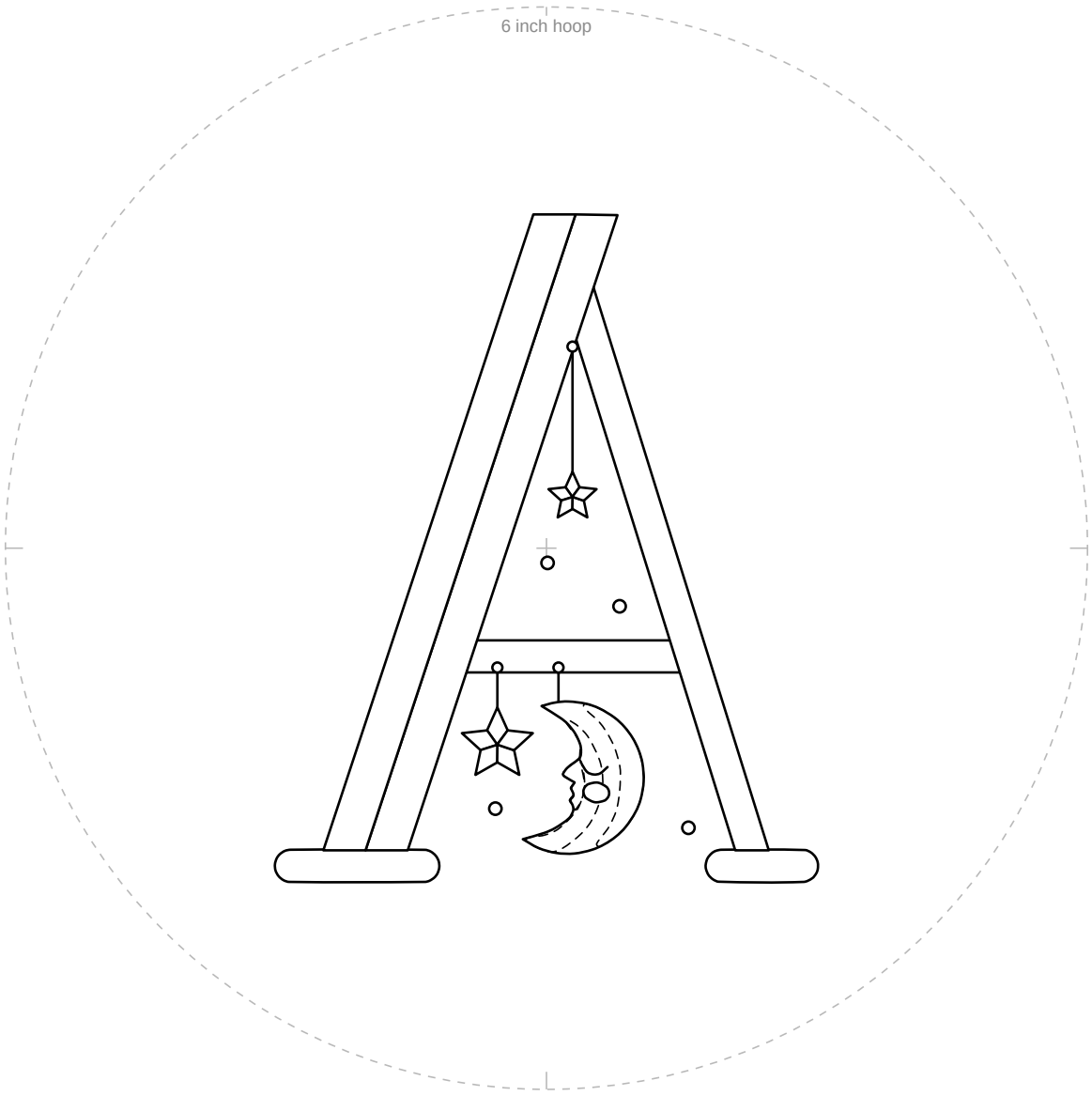

1 in
25.4 mm

Check square: 1 inch (25.4 mm) on each side.
If it measures anything else, print again at 100% with scaling off.

For your own stitching, gifts and handmade pieces you sell. Do not resell or share this PDF.