Mountains and sun in a ring

6 inch (15 cm) hoop, 4.6 × 4.6 in (11.7 × 11.7 cm)



Colors by number: page 2.

What you need

A 6 inch (15 cm) hoop.

A 9 inch (23 cm) square of white or light cotton or linen.

An embroidery needle, size 9.

17 colors of floss (page 2): 2 skeins of DMC 3825 and 3 of DMC 3743; one of each other color (an estimate from the drawing's lines and shapes).

A water-soluble pen, and small scissors.

Onto the fabric

Fabric you can see through: page 3 taped to a sunny window, the fabric over it; trace.

Other fabric: dressmaker's carbon paper, colored side down, page 3 on top; trace with a ballpoint.

Iron-on pen: go over page 4, the mirrored page, and press it ink side down as the pen's packet says. The lines stay.

Then hoop it, inner ring under, tight as a drum.

How to read it

Floss has six strands: cut 18 inches (45 cm), pull out the number named one at a time, and lay them together.

Start a filling with tiny stitches, a line with a small knot; end under stitches on the back.

Every stitch in pictures: flossfield.com/embroidery/stitches.

New to this: flossfield.com/embroidery/guides/how-to-start.

Stitch in this order

Where a stitch page says otherwise, follow this list.

1. **Long and short stitch**, 1 strand
   Sky, clouds, sun, shadow faces, sunlit faces, snow in shadow, sunlit snow, valley mist, blue ridges, woods, sage foothills, near slope, stream



2. **Fly stitch**, 2 strands, color 17
   Firs (color 17), sunlit fir (color 17)



3. **Straight stitch**
   2 strands, colors 5, 17
   Firs (color 17), sunlit fir (colors 5 and 17)



4. **Whipped back stitch**
   3 strands, colors 9, 12
   Ring

5. **French knot**
   1 strand, two wraps, color 7
   Dew



Take out lines that still show, press face down, finish the hoop.

For your own stitching, gifts and handmade pieces you sell. Do not resell or share this PDF or copies of it.

Mountains and sun in a ring

6 inch hoop

A number is a color of the list. Fine lines show which way the stitches lie: do not stitch them.



1	DMC 3825 Pale Pumpkin	7	DMC 3823 Ultra Pale Yellow	13	DMC 758 Very Light Terra Cotta
2	DMC 3042 Light Antique Violet	8	DMC 3743 Very Light Antique Violet	14	DMC 524 Very Light Fern Green
3	DMC 778 Very Light Antique Mauve	9	DMC 3740 Dark Antique Violet	15	DMC 520 Dark Fern Green
4	DMC 3824 Light Apricot	10	DMC 161 Gray Blue	16	DMC 522 Fern Green
5	DMC 3855 Light Autumn Gold	11	DMC 160 Medium Gray Blue	17	DMC 500 Very Dark Blue Green
6	DMC 745 Light Pale Yellow	12	DMC 3778 Light Terra Cotta		

For your own stitching, gifts and handmade pieces you sell. Do not resell or share this PDF or copies of it.

Mountains and sun in a ring

6 inch hoop

Print at 100% and measure the square. Trace the black lines only. The gray ring is the hoop: fold the fabric in four and lay the folds on its ticks.

On the drawing a ring is one French knot: mark a dot; a dashed line is whipped back stitch; a finer one inside a shape is where two shades meet: trace it, do not stitch it.



1 in
25.4 mm

Not 1 inch (25.4 mm)? Print again at 100%.

For your own stitching, gifts and handmade pieces you sell. Do not resell or share this PDF or copies of it.

Mountains and sun in a ring

6 inch hoop

For an iron-on pen only. Go over the lines, press ink side down.



1 in
25.4 mm

Not 1 inch (25.4 mm)? Print again at 100%.

For your own stitching, gifts and handmade pieces you sell. Do not resell or share this PDF or copies of it.