Nebula flower wreath with sequins

Sized for a 6 inch hoop (15 cm). The stitched design is about 4.4 × 4.5 in (11.2 × 11.4 cm).



Which color goes where: by number on page 2.
Fabric: black cotton or linen.

Stitch in this order

Filled parts from the back of the picture forward, then lines, knots and raised parts.

1. **Satin stitch**, 2 strands
   Ribbon leaves, half open buds, bud cups, teal roses, violet roses, rose roses, ember roses, sequins, white star
2. **Padded satin stitch**, 2 strands
   Half open buds, teal roses, ember roses, rose roses, violet roses
3. **Stem stitch**, strands by part on page 2
   Trailing stems, fern ribs, bud stems, teal roses, ember roses, rose roses, violet roses
4. **Straight stitch**, 2 strands
   Fern fronds
5. **Back stitch**, 1 strand
   Sequin rims
6. **French knot**, 2 strands, two wraps
   Sequin beads, star dust
7. **Turkey work**, 2 strands
   Turkey clouds
8. **Bullion knot**, 3 strands
   Ember bullion roses, teal bullion roses, rose bullion roses, violet bullion roses
9. **Woven wheel stitch**, 3 strands
   Teal rose hearts, violet rose hearts, rose rose hearts, ember rose hearts

In a 6 inch hoop the knots are drawn smaller than about 2 mm (a little over 1/16 in). Use one strand of floss for them there, or choose a larger hoop.

Floss

- **1 DMC 3350 Ultra Dark Dusty Rose**
  Rose roses (dark), turkey clouds (shade 2 of 7) and 5 more parts
- **2 DMC 552 Medium Violet**
  Turkey clouds (shade 1 of 7), violet roses (dark) and 5 more parts
- **3 DMC 3809 Very Dark Turquoise**
  Teal roses (dark), ribbon leaves (shade 3 of 8) and 6 more parts
- **4 DMC 900 Dark Burnt Orange**
  Turkey clouds (shade 5 of 7), ember roses (dark) and 5 more parts
- **5 DMC 3731 Very Dark Dusty Rose**
  Rose roses (middle), rose rose hearts (lighter) and 6 more parts
- **6 DMC 964 Light Seagreen**
  Teal roses and sequins (light), fern fronds and fern ribs (lightest) and 3 more parts
- **7 DMC 553 Violet**
  Turkey clouds (shade 4 of 7), violet roses (middle) and 7 more parts
- **8 DMC 721 Medium Orange Spice**
  Turkey clouds (shade 6 of 7), ember roses (middle) and 6 more parts
- **9 DMC 3849 Light Teal Green**
  Turkey clouds (shade 7 of 7), teal roses (middle) and 7 more parts
- **10 DMC 211 Light Lavender**
  Violet roses, fern fronds and fern ribs (light), sequins (middle) and 3 more parts
- **11 DMC 3354 Light Dusty Rose**
  Rose roses and rose bullion roses (light), sequins (dark) and 2 more parts
- **12 DMC 742 Light Tangerine**
  Ember roses and ember bullion roses (light) and 2 more parts
- **13 DMC 3865 Winter White**
  White star and sequin beads, star dust (lightest)
- **14 DMC 3848 Medium Teal Green**
  Sequin rims (middle)

Three ways onto dark fabric

1. **Light shines through it**
   Lay page 3 on a bright light box, tape the fabric over it and trace the lines with a white marking pencil or pen.
2. **No light shines through**
   Print page 3 on a sticky wash-away sheet, smooth it onto fabric that can be washed, stitch through both and rinse it away.
3. **White or yellow carbon paper**
   Lay it colored side down on the fabric with page 3 on top, tape the layers and trace firmly with a ballpoint pen. Go over a faint line with a white pencil.

Page 3 is the pattern at actual size (page 4 is its mirror, for an iron-on pen on a light fabric). Print it at 100% with scaling turned off. Then put the fabric in the hoop: inner ring under, drawing up, tight as a drum.

For your own stitching, gifts and handmade pieces you sell. Do not resell or share this PDF or copies of it.

Nebula flower wreath with sequins

6 inch hoop

How to read it

Floss is six strands. Cut 18 inches (45 cm), pull out the number given one at a time, and lay them together.

Inside a filled shape start with two or three tiny stitches, which the filling covers. Start a line with a small knot on the back. End each thread by running the needle under the backs of a few stitches.

Each small ring is one French knot. A fine broken line inside a shape is where two shades meet: trace it, do not stitch it.

A number on the picture is a color of the list of floss on page 1. The fine lines on the colors show which way the stitches lie.

Every stitch in pictures: flossfield.com/embroidery/stitches. The first time: flossfield.com/embroidery/guides/how-to-start.



1	DMC 3350 Ultra Dark Dusty Rose	6	DMC 964 Light Seagreen	11	DMC 3354 Light Dusty Rose
2	DMC 552 Medium Violet	7	DMC 553 Violet	12	DMC 742 Light Tangerine
3	DMC 3809 Very Dark Turquoise	8	DMC 721 Medium Orange Spice	13	DMC 3865 Winter White
4	DMC 900 Dark Burnt Orange	9	DMC 3849 Light Teal Green	14	DMC 3848 Medium Teal Green
5	DMC 3731 Very Dark Dusty Rose	10	DMC 211 Light Lavender		

How many strands

Stem stitch. 2 strands: trailing stems, bud stems; 1 strand: fern ribs, teal roses, ember roses, rose roses, violet roses.

For your own stitching, gifts and handmade pieces you sell. Do not resell or share this PDF or copies of it.

Nebula flower wreath with sequins

6 inch hoop

Print at 100% and check the square below with a ruler. Fold the fabric in four: the folds meet the four ticks of the ring.



1 in
25.4 mm

Check square: 1 inch (25.4 mm) on each side.
If it measures anything else, print again at 100% with scaling off.

For your own stitching, gifts and handmade pieces you sell. Do not resell or share this PDF or copies of it.

Nebula flower wreath with sequins

6 inch hoop

Mirrored. Trace this page with an iron-on transfer pen or pencil, then press it ink side down on the fabric.



1 in
25.4 mm

Check square: 1 inch (25.4 mm) on each side.
If it measures anything else, print again at 100% with scaling off.

For your own stitching, gifts and handmade pieces you sell. Do not resell or share this PDF or copies of it.