Niagara Falls in autumn

Sized for a 6 inch hoop (15 cm). The stitched design is about 4.7 × 4.7 in (11.9 × 11.9 cm).



Which color goes where.

Stitches

- **Long and short stitch**, 1 strand
  Sky, far shore, upper river, island, falling water, basin water, mist, wet rock, far woods
- **Satin stitch**, 2 strands
  Rapids, lip, basin water, rainbow, gulls
- **Stem stitch**, 3 to 5 strands
  Rim, boughs
- **Split stitch**, 1 strand
  Gull edges
- **Straight stitch**, 2 to 3 strands
  Gull wing tips, gull bills, leaf stalks
- **Fishbone stitch**, 2 strands
  Maple leaves
- **French knot**, 2 strands, two wraps
  Woods

Three ways to transfer the pattern

1. **Fabric you can see through**
   Tape page 2 to a sunny window or lay it on a light box, tape the fabric over it and trace the lines with a sharp pencil or a water-soluble pen.
2. **Fabric you cannot see through**
   Lay dressmaker's carbon paper colored side down on the fabric with page 2 on top, tape the layers and trace the lines firmly with a ballpoint pen.
3. **Iron-on**
   Go over the lines of page 3, the mirrored page, with an iron-on transfer pen, lay it ink side down on the fabric and press with a dry iron.

Pages 2 and 3 are the pattern at actual size. Print them at 100% with scaling turned off.

Floss

- **DMC 3770 Very Light Tawny**
  Sky (light), rainbow (lightest)
- **DMC 3752 Very Light Antique Blue**
  Sky and mist (dark), wet rock (lightest), far shore (light), gulls (darker)
- **DMC 775 Very Light Baby Blue**
  Mist and sky (middle)
- **DMC 3740 Dark Antique Violet**
  Far shore and wet rock (dark), island (middle)
- **DMC 3041 Medium Antique Violet**
  Wet rock and island (light), far shore (middle), gull edges
- **DMC 3847 Dark Teal Green**
  Upper river and basin water (darkest), falling water (shade 2 of 7)
- **DMC 3814 Aquamarine**
  Upper river and basin water (dark), falling water (shade 3 of 7)
- **DMC 992 Light Aquamarine**
  Upper river (light), falling water (shade 4 of 7), basin water (middle dark)
- **DMC 964 Light Seagreen**
  Falling water (shade 5 of 7), upper river (lightest) and 3 more parts
- **DMC 747 Very Light Sky Blue**
  Falling water (shade 6 of 7), basin water (light), rapids (darker)
- **DMC BLANC White**
  Basin water (lightest), falling water (shade 7 of 7), mist (light) and 2 more parts
- **DMC 154 Very Dark Grape**
  Wet rock (darkest), rim, boughs, leaf stalks and gull wing tips, island (dark)
- **DMC 500 Very Dark Blue Green**
  Falling water (shade 1 of 7)
- **DMC 3713 Very Light Salmon** Rainbow (middle)
- **DMC 745 Light Pale Yellow** Rainbow (light)
- **DMC 211 Light Lavender** Rainbow (darkest)
- **DMC 741 Medium Tangerine**
  Maple leaves and woods (light), gull bills
- **DMC 817 Very Dark Coral Red**
  Maple leaves and woods (dark)
- **DMC 900 Dark Burnt Orange**
  Maple leaves (middle), woods (middle light), far woods (light)
- **DMC 815 Medium Garnet**
  Far woods (dark), maple leaves and woods (darkest)
- **DMC 3820 Dark Straw**
  Woods and maple leaves (lightest)
- **DMC 3363 Medium Pine Green**
  Far woods (middle), woods (middle dark)

For your own stitching, gifts and handmade pieces you sell. Do not resell or share this PDF or copies of it.

Niagara Falls in autumn

6 inch hoop

Print at 100% (actual size). Do not scale or fit to page. Check the square below with a ruler before you trace.



1 in
25.4 mm

Check square: 1 inch (25.4 mm) on each side.
If it measures anything else, print again at 100% with scaling off.

For your own stitching, gifts and handmade pieces you sell. Do not resell or share this PDF or copies of it.

Niagara Falls in autumn

6 inch hoop

Mirrored. Trace this page with an iron-on transfer pen or pencil, then press it ink side down on the fabric.



1 in
25.4 mm

Check square: 1 inch (25.4 mm) on each side.
If it measures anything else, print again at 100% with scaling off.

For your own stitching, gifts and handmade pieces you sell. Do not resell or share this PDF or copies of it.