Niagara Falls in autumn

Sized for a 6 inch hoop (15 cm). The stitched design is about 4.7 × 4.7 in (11.9 × 11.9 cm).



Which color goes where.

Stitches

- **Long and short stitch**, 1 strand
  Sky, far shore, upper river, island, falling water, basin water, mist, wet rock, far woods
- **Satin stitch**, 2 strands
  Rapids, lip, basin water, rainbow, gulls
- **Stem stitch**, 3 to 5 strands
  Rim, boughs
- **Split stitch**, 1 strand
  Gull edges
- **Straight stitch**, 2 to 3 strands
  Gull wing tips, gull bills, leaf stalks
- **Fishbone stitch**, 2 strands
  Maple leaves
- **French knot**, 2 strands, two wraps
  Woods

Floss

- **DMC 3770 Very Light Tawny** Sky (light), rainbow (lightest)
- **DMC 3752 Very Light Antique Blue**
  Sky and mist (dark), wet rock (lightest), far shore (light), gulls (darker)
- **DMC 775 Very Light Baby Blue** Mist and sky (middle)
- **DMC 3740 Dark Antique Violet**
  Far shore and wet rock (dark), island (middle)
- **DMC 3041 Medium Antique Violet**
  Wet rock and island (light), far shore (middle), gull edges
- **DMC 3847 Dark Teal Green**
  Upper river and basin water (darkest), falling water (shade 2 of 7)
- **DMC 3814 Aquamarine**
  Upper river and basin water (dark), falling water (shade 3 of 7)
- **DMC 992 Light Aquamarine**
  Upper river (light), falling water (shade 4 of 7), basin water (middle dark)
- **DMC 964 Light Seagreen**
  Falling water (shade 5 of 7), upper river (lightest) and 3 more parts
- **DMC 747 Very Light Sky Blue**
  Falling water (shade 6 of 7), basin water (light), rapids (darker)
- **DMC BLANC White**
  Basin water (lightest), falling water (shade 7 of 7), mist (light) and 2 more parts
- **DMC 154 Very Dark Grape**
  Wet rock (darkest), rim, boughs, leaf stalks and gull wing tips, island (dark)
- **DMC 500 Very Dark Blue Green** Falling water (shade 1 of 7)
- **DMC 3713 Very Light Salmon** Rainbow (middle)
- **DMC 745 Light Pale Yellow** Rainbow (light)
- **DMC 211 Light Lavender** Rainbow (darkest)
- **DMC 741 Medium Tangerine**
  Maple leaves and woods (light), gull bills
- **DMC 817 Very Dark Coral Red** Maple leaves and woods (dark)
- **DMC 900 Dark Burnt Orange**
  Maple leaves (middle), woods (middle light), far woods (light)
- **DMC 815 Medium Garnet**
  Far woods (dark), maple leaves and woods (darkest)
- **DMC 3820 Dark Straw** Woods and maple leaves (lightest)
- **DMC 3363 Medium Pine Green**
  Far woods (middle), woods (middle dark)

Three ways to transfer the pattern

1. **Fabric you can see through**
   Tape page 2 to a sunny window or lay it on a light box, tape the fabric over it and trace the lines with a sharp pencil or a water-soluble pen.
2. **Fabric you cannot see through**
   Lay dressmaker's carbon paper colored side down on the fabric with page 2 on top, tape the layers and trace the lines firmly with a ballpoint pen.
3. **Iron-on**
   Go over the lines of page 3, the mirrored page, with an iron-on transfer pen, lay it ink side down on the fabric and press with a dry iron.

Pages 2 and 3 are the pattern at actual size. Print them at 100% with scaling turned off.

For your own stitching, gifts and handmade pieces you sell. Do not resell or share this PDF or copies of it.

Niagara Falls in autumn

6 inch hoop

Print at 100% (actual size). Do not scale or fit to page. Check the square below with a ruler before you trace.



1 in
25.4 mm

Check square: 1 inch (25.4 mm) on each side.
If it measures anything else, print again at 100% with scaling off.

For your own stitching, gifts and handmade pieces you sell. Do not resell or share this PDF or copies of it.

Niagara Falls in autumn

6 inch hoop

Mirrored. Trace this page with an iron-on transfer pen or pencil, then press it ink side down on the fabric.



1 in
25.4 mm

Check square: 1 inch (25.4 mm) on each side.
If it measures anything else, print again at 100% with scaling off.

For your own stitching, gifts and handmade pieces you sell. Do not resell or share this PDF or copies of it.