Old English letters in satin, letter A

Sized for a 6 inch hoop (15 cm). The letter is 3.9 in (9.9 cm) tall; the stitched design is about 2.9 × 3.9 in (7.4 × 9.9 cm).



Which color goes where.

Floss

- **DMC 336 Navy Blue**
  Thick strokes, edges and thin strokes
- **DMC 3820 Dark Straw**
  Gold lines
- **DMC 799 Medium Delft Blue**
  Inlay
- **DMC 815 Medium Garnet**
  Lozenges

Stitches

- **Satin stitch**, 2 strands
  Thick strokes, thin strokes, inlay, lozenges
- **Split stitch**, 1 to 2 strands
  Edges, gold lines

Three ways to transfer the pattern

1. **Fabric you can see through**
   Tape page 2 to a sunny window or lay it on a light box, tape the fabric over it and trace the lines with a sharp pencil or a water-soluble pen.
2. **Fabric you cannot see through**
   Lay dressmaker’s carbon paper colored side down on the fabric with page 2 on top, tape the layers and trace the lines firmly with a ballpoint pen.
3. **Iron-on**
   Go over the lines of page 3, the mirrored page, with an iron-on transfer pen, lay it ink side down on the fabric and press with a dry iron.

Pages 2 and 3 are the pattern at actual size. Print them at 100% with scaling turned off.

Work it in this order

1. Stitch the filled parts first, what lies behind before what lies in front of it.
2. Then stitch the lines: stems, veins and outlines over the edges of the filled parts.

The thread
Inside a filled shape start with two or three tiny stitches, which the filling covers: a knot shows as a bump. A line may start with a small knot on the back or one of the knotless starts. End each thread by running the needle under the backs of a few stitches.

For your own stitching, gifts and handmade pieces you sell. Do not resell or share this PDF or copies of it.

Old English letters in satin, letter A

Letter 3.9 in, 6 inch hoop

Print at 100% (actual size). Do not scale or fit to page. Check the square below with a ruler before you trace.



1 in
25.4 mm

Check square: 1 inch (25.4 mm) on each side.
If it measures anything else, print again at 100% with scaling off.

For your own stitching, gifts and handmade pieces you sell. Do not resell or share this PDF or copies of it.

Old English letters in satin, letter A

Letter 3.9 in, 6 inch hoop

Mirrored. Trace this page with an iron-on transfer pen or pencil, then press it ink side down on the fabric.

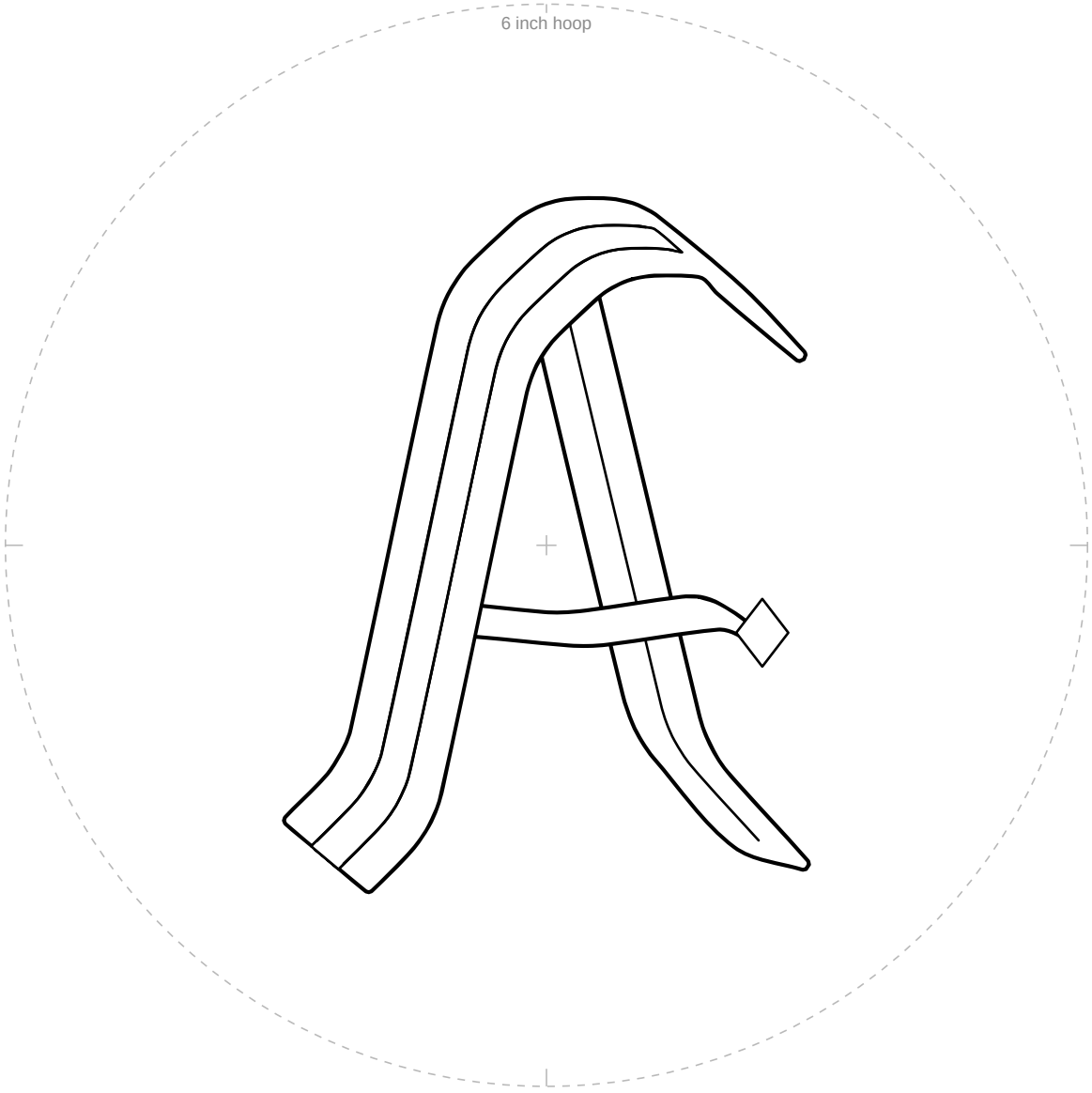

1 in
25.4 mm

Check square: 1 inch (25.4 mm) on each side.
If it measures anything else, print again at 100% with scaling off.

For your own stitching, gifts and handmade pieces you sell. Do not resell or share this PDF or copies of it.