One line portrait bookmark with poppy

Sized for a 6 inch hoop (15 cm). The stitched design is about 1.9 × 4.7 in (4.8 × 11.9 cm).



Which color goes where.

Three ways to transfer the pattern

1. **Fabric you can see through**
   Tape page 2 to a sunny window or lay it on a light box, tape the fabric over it and trace the lines with a sharp pencil or a water-soluble pen.
2. **Fabric you cannot see through**
   Lay dressmaker's carbon paper colored side down on the fabric with page 2 on top, tape the layers and trace the lines firmly with a ballpoint pen.
3. **Iron-on**
   Go over the lines of page 3, the mirrored page, with an iron-on transfer pen, lay it ink side down on the fabric and press with a dry iron.

Pages 2 and 3 are the pattern at actual size. Print them at 100% with scaling turned off.

Floss

- **DMC 823 Dark Navy Blue**
  Border lines, portrait line, anthers, jaw and ear and leaf vein and 3 more parts
- **DMC 321 Red**
  Border crosses
- **DMC 815 Medium Garnet**
  Back petals (light), side petals and front petal (dark), petal edges
- **DMC 310 Black**
  Side petals, back petals and front petal (darkest), stamens
- **DMC 814 Dark Garnet**
  Back petals (dark)
- **DMC 817 Very Dark Coral Red**
  Side petals (middle), front petal (middle dark), lips (darker), back petals (lightest)
- **DMC 349 Dark Coral**
  Side petals (light), front petal (middle light), lips (lighter), bud (dark)
- **DMC 350 Medium Coral**
  Front petal (light), side petals (lightest)
- **DMC 352 Light Coral**
  Front petal (lightest)
- **DMC 3363 Medium Pine Green**
  Leaves (darker), seed pod, bud (light)
- **DMC 3364 Pine Green**
  Leaves (lighter), pod rays, bud (lightest)
- **DMC 3362 Dark Pine Green**
  Leaf veins, foot stem and bud stem, bud (darkest)

Stitches

- **Stem stitch**, 1 to 2 strands
  Border lines, leaf veins, foot stem, leaf vein, bud stem
- **Straight stitch**, 1 strand
  Border crosses, pod rays, stamens, lashes
- **Long and short stitch**, 1 strand
  Back petals, side petals, front petal, leaves, bud
- **Split stitch**, 1 to 2 strands
  Petal edges, portrait line, jaw and ear, closed eye, brow
- **Satin stitch**, 2 strands
  Seed pod, lips, bud
- **French knot**, 1 strand, two wraps
  Anthers

For your own stitching, gifts and handmade pieces you sell. Do not resell or share this PDF.

One line portrait bookmark with poppy

6 inch hoop

Print at 100% (actual size). Do not scale or fit to page. Check the square below with a ruler before you trace.



1 in
25.4 mm

Check square: 1 inch (25.4 mm) on each side.
If it measures anything else, print again at 100% with scaling off.

For your own stitching, gifts and handmade pieces you sell. Do not resell or share this PDF.

One line portrait bookmark with poppy

6 inch hoop

Mirrored. Trace this page with an iron-on transfer pen or pencil, then press it ink side down on the fabric.



1 in
25.4 mm

Check square: 1 inch (25.4 mm) on each side.
If it measures anything else, print again at 100% with scaling off.

For your own stitching, gifts and handmade pieces you sell. Do not resell or share this PDF.