Paint splatter, three color splash

Sized for a 6 inch hoop (15 cm). The stitched design is about 4.7 × 4.7 in (11.9 × 11.9 cm).



Which color goes where: by number on page 2.
Fabric: indigo cotton or linen.

Stitch in this order

Filled parts from the back of the picture forward, then lines and knots.

1. **Long and short stitch**, 1 strand
   Turquoise paint, yellow paint, raspberry paint, white gleams
2. **Satin stitch**, 2 strands
   Raspberry drops, yellow drops, turquoise drops
3. **Split stitch**, 3 strands
   Turquoise paint edge, yellow paint edge, raspberry paint edge
4. **Straight stitch**, 3 strands
   White gleams
5. **French knot**, 2 strands, two wraps
   Raspberry specks, yellow specks, turquoise specks

Floss

- **1 DMC 3845 Medium Bright Turquoise**
  Turquoise paint (middle), turquoise drops and turquoise specks
- **2 DMC 3765 Very Dark Peacock Blue**
  Turquoise paint (darkest)
- **3 DMC 3844 Dark Bright Turquoise**
  Turquoise paint (dark), turquoise paint edge
- **4 DMC 3846 Light Bright Turquoise**
  Turquoise paint (light)
- **5 DMC 747 Very Light Sky Blue**
  Turquoise paint (lightest)
- **6 DMC 743 Medium Yellow**
  Yellow paint (light)
- **7 DMC 741 Medium Tangerine**
  Yellow paint (darkest)
- **8 DMC 972 Deep Canary**
  Yellow paint (dark), yellow paint edge, yellow drops and yellow specks
- **9 DMC 745 Light Pale Yellow**
  Yellow paint (lightest)
- **10 DMC 3806 Light Cyclamen Pink**
  Raspberry paint (light)
- **11 DMC 150 Ultra Very Dark Dusty Rose**
  Raspberry paint (darkest)
- **12 DMC 3804 Dark Cyclamen Pink**
  Raspberry paint edge, raspberry paint (dark)
- **13 DMC 3805 Cyclamen Pink**
  Raspberry paint (middle), raspberry drops and raspberry specks
- **14 DMC 605 Very Light Cranberry**
  Raspberry paint (lightest)
- **15 DMC BLANC White**
  White gleams

Two ways onto denim

1. **A wash-away sheet, the sure way**
   Print page 3 on a sticky wash-away sheet, smooth it onto the denim, stitch through both and rinse it away.
2. **White or yellow carbon paper**
   Lay it colored side down on the fabric with page 3 on top, tape the layers and trace firmly with a ballpoint pen. Go over a faint line with a white pencil.

Page 3 is the pattern at actual size (page 4 is its mirror, for an iron-on pen on a light fabric). Print it at 100% with scaling turned off. Then put the fabric in the hoop: inner ring under, drawing up, tight as a drum.

For your own stitching, gifts and handmade pieces you sell. Do not resell or share this PDF or copies of it.

Paint splatter, three color splash

6 inch hoop

How to read it

Floss is six strands. Cut 18 inches (45 cm), pull out the number given one at a time, and lay them together.

On denim start with a small firm knot inside, which the cloth hides; inside a filled shape take two or three tiny stitches instead. End each thread by running the needle under the backs of a few stitches.

Each small ring is one French knot. A fine broken line inside a shape is where two shades meet: trace it, do not stitch it.

A number on the picture is a color of the list of floss on page 1. The fine lines on the colors show which way the stitches lie.

Every stitch in pictures: flossfield.com/embroidery/stitches. The first time: flossfield.com/embroidery/guides/how-to-start.

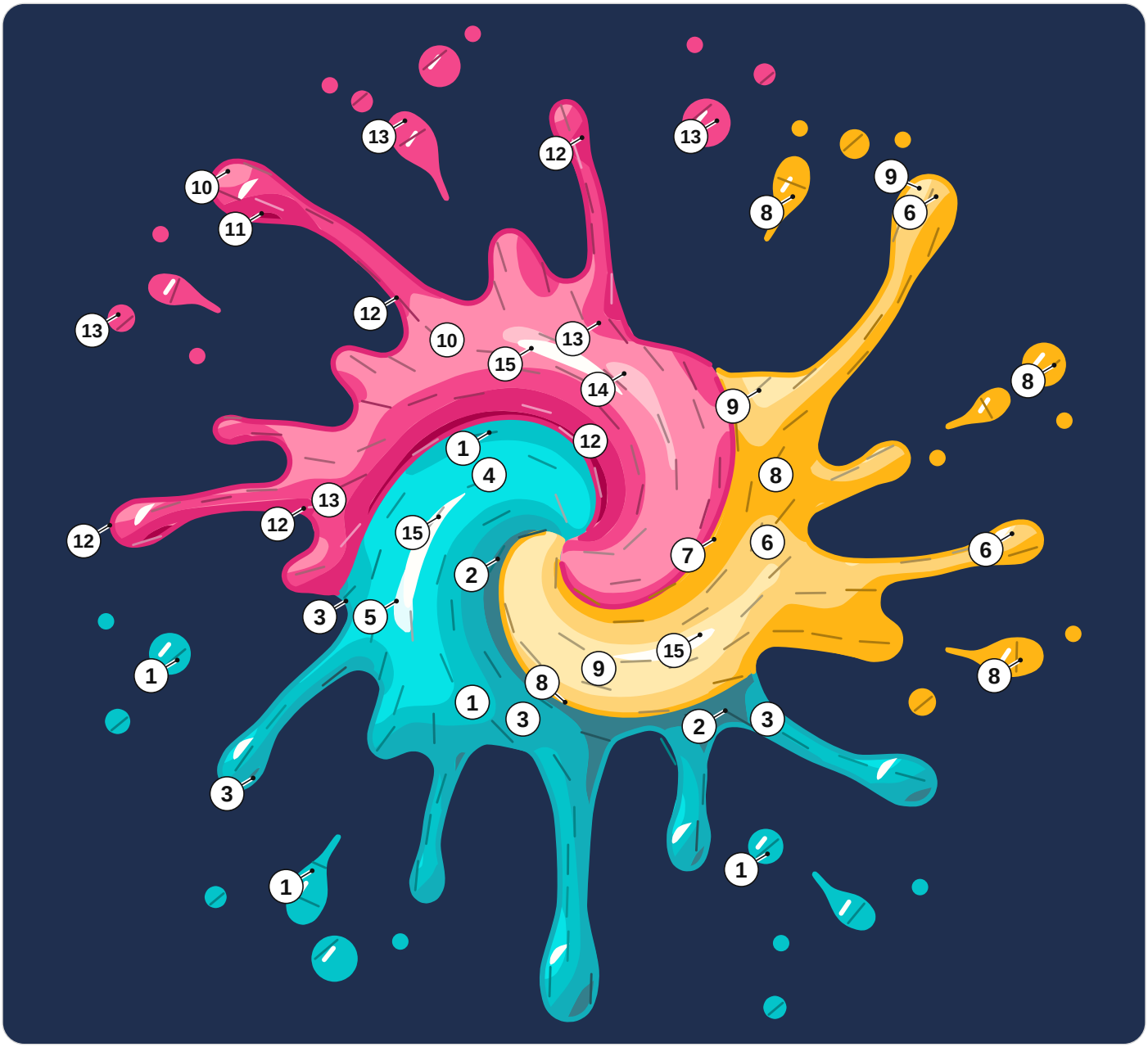

1	DMC 3845 Medium Bright Turquoise	6	DMC 743 Medium Yellow	11	DMC 150 Ultra Very Dark Dusty Rose
2	DMC 3765 Very Dark Peacock Blue	7	DMC 741 Medium Tangerine	12	DMC 3804 Dark Cyclamen Pink
3	DMC 3844 Dark Bright Turquoise	8	DMC 972 Deep Canary	13	DMC 3805 Cyclamen Pink
4	DMC 3846 Light Bright Turquoise	9	DMC 745 Light Pale Yellow	14	DMC 605 Very Light Cranberry
5	DMC 747 Very Light Sky Blue	10	DMC 3806 Light Cyclamen Pink	15	DMC BLANC White

For your own stitching, gifts and handmade pieces you sell. Do not resell or share this PDF or copies of it.

Paint splatter, three color splash

6 inch hoop

Print at 100% and check the square below with a ruler. Fold the fabric in four: the folds meet the four ticks of the ring.

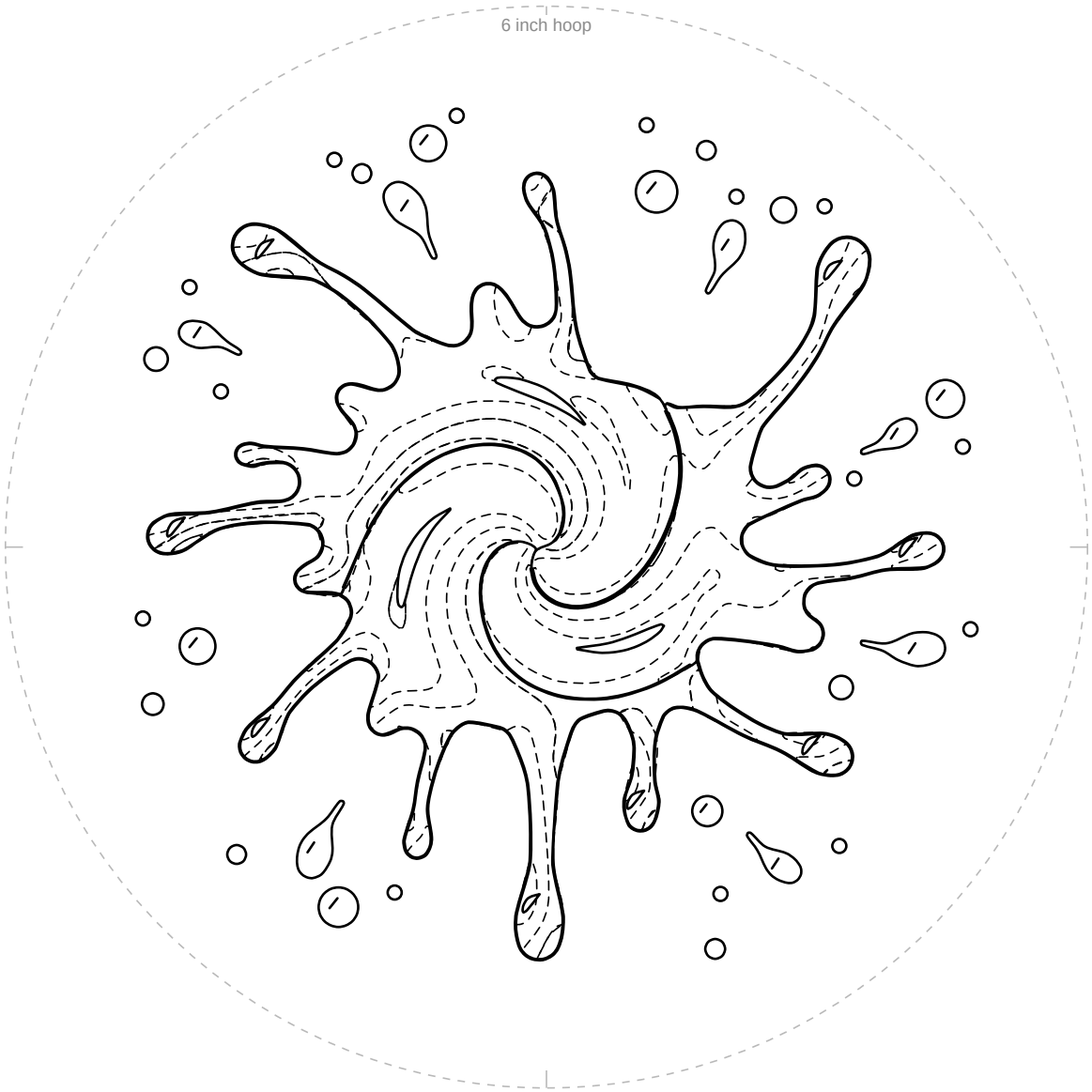

1 in
25.4 mm

Check square: 1 inch (25.4 mm) on each side.
If it measures anything else, print again at 100% with scaling off.

For your own stitching, gifts and handmade pieces you sell. Do not resell or share this PDF or copies of it.

Paint splatter, three color splash

6 inch hoop

Mirrored. Trace this page with an iron-on transfer pen or pencil, then press it ink side down on the fabric.

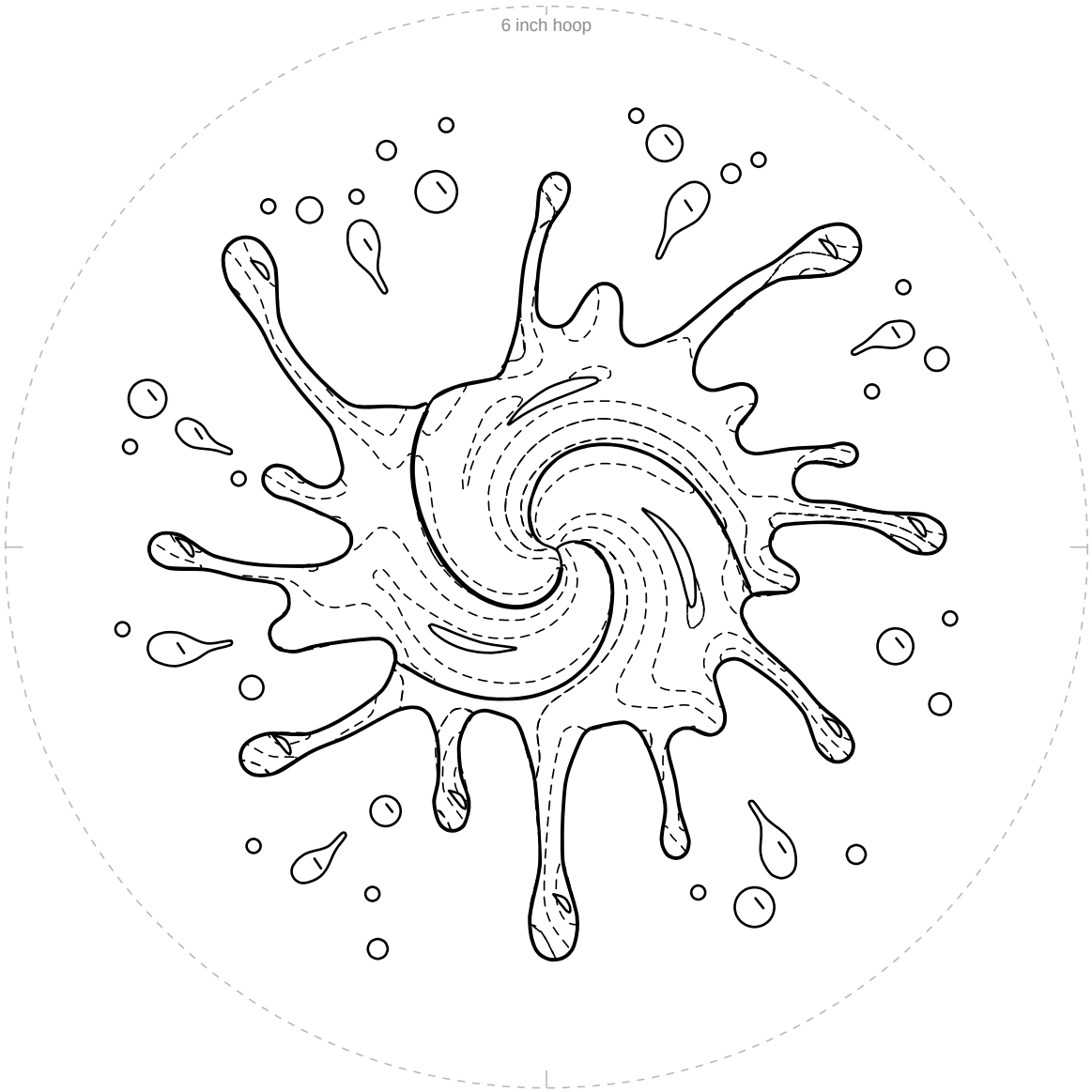

1 in
25.4 mm

Check square: 1 inch (25.4 mm) on each side.
If it measures anything else, print again at 100% with scaling off.

For your own stitching, gifts and handmade pieces you sell. Do not resell or share this PDF or copies of it.