Patchwork heart

6 inch (15 cm) hoop, 4 × 3.6 in (10.2 × 9.1 cm)



A number is a row of the list.

Floss

- **DMC 3350 Ultra Dark Dusty Rose**
  Patches
- **DMC 304 Medium Red**
  Heart

Stitch in this order

Where a stitch page says otherwise, follow this list.

1. **Satin stitch**, 2 strands
   Patches



2. **Chain stitch**, 2 or 3 strands
   Heart



Take out lines that still show, press face down, finish the hoop.

How to read it

Floss has six strands: cut 18 inches (45 cm), pull out the number named one at a time, and lay them together.

Start a filling with tiny stitches, a line with a small knot; end under stitches on the back.

Every stitch in pictures: flossfield.com/embroidery/stitches.

New to this: flossfield.com/embroidery/guides/how-to-start.

Onto the fabric

Fabric you can see through: page 2 taped to a sunny window, the fabric over it; trace.

Other fabric: dressmaker's carbon paper, colored side down, page 2 on top; trace with a ballpoint.

Iron-on pen: go over page 3, the mirrored page, and press it ink side down as the pen's packet says. The lines stay.

Then hoop it, inner ring under, tight as a drum.

Buy: one skein of each color (an estimate from the drawing's lines and shapes), an embroidery needle size 7, a 6 inch (15 cm) hoop, a 9 inch (23 cm) square of white or light cotton or linen, a water-soluble pen.

For your own stitching, gifts and handmade pieces you sell. Do not resell or share this PDF or copies of it.

Patchwork heart

6 inch hoop

Print at 100% and measure the square. Trace the black lines only. The gray ring is the hoop: fold the fabric in four and lay the folds on its ticks.



1 in
25.4 mm

Not 1 inch (25.4 mm)? Print again at 100%.

For your own stitching, gifts and handmade pieces you sell. Do not resell or share this PDF or copies of it.

Patchwork heart

6 inch hoop

For an iron-on pen only. Go over the lines, press ink side down.



1 in
25.4 mm

Not 1 inch (25.4 mm)? Print again at 100%.

For your own stitching, gifts and handmade pieces you sell. Do not resell or share this PDF or copies of it.