Pisces zodiac sign

Sized for a 6 inch hoop (15 cm). The stitched design is about 4.4 × 4.7 in (11.2 × 11.9 cm).

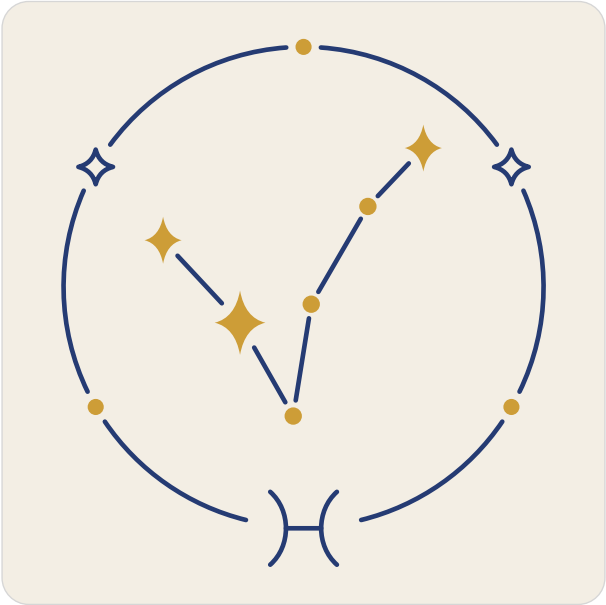

Which color goes where.

Floss

DMC 336 Navy Blue
Ring, stars on the ring, lines between the stars and sign's symbol

DMC 3852 Very Dark Straw
Knots on the ring, four-pointed stars and knot stars

Stitches

- **Stem stitch**, 2 or 3 strands
  Ring, sign's symbol
- **Back stitch**, 2 strands
  Stars on the ring, lines between the stars
- **French knot**, 2 strands, two wraps
  Knots on the ring, knot stars
- **Satin stitch**, 2 strands
  Four-pointed stars

Three ways to transfer the pattern

1. **Fabric you can see through**
   Tape page 2 to a sunny window or lay it on a light box, tape the fabric over it and trace the lines with a sharp pencil or a water-soluble pen.
2. **Fabric you cannot see through**
   Lay dressmaker’s carbon paper colored side down on the fabric with page 2 on top, tape the layers and trace the lines firmly with a ballpoint pen.
3. **Iron-on**
   Go over the lines of page 3, the mirrored page, with an iron-on transfer pen, lay it ink side down on the fabric and press with a dry iron.

Pages 2 and 3 are the pattern at actual size. Print them at 100% with scaling turned off.

For your own stitching, gifts and handmade pieces you sell. Do not resell or share this PDF.

Pisces zodiac sign

6 inch hoop

Print at 100% (actual size). Do not scale or fit to page. Check the square below with a ruler before you trace.

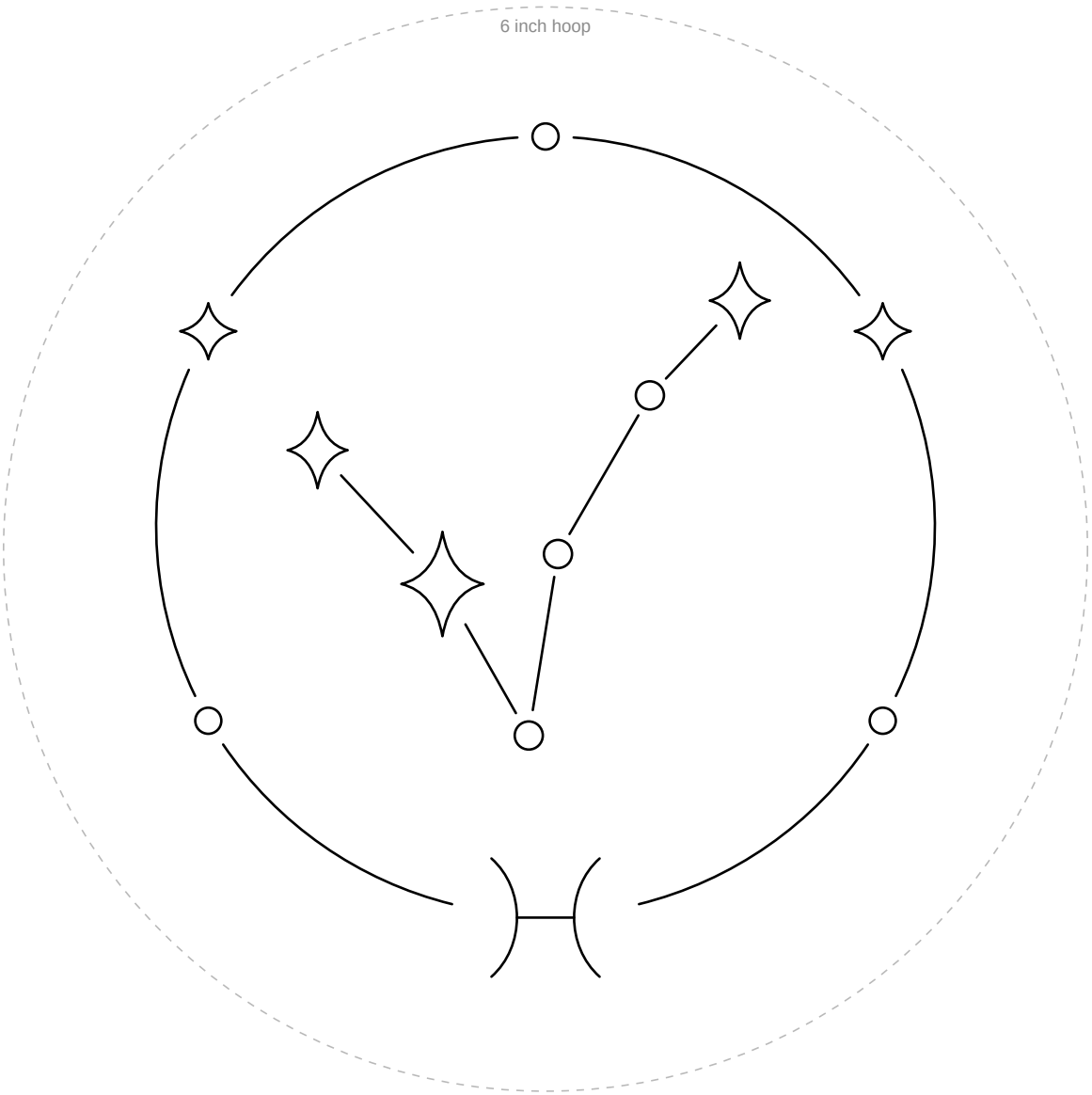

1 in
25.4 mm

Check square: 1 inch (25.4 mm) on each side.
If it measures anything else, print again at 100% with scaling off.

For your own stitching, gifts and handmade pieces you sell. Do not resell or share this PDF.

Pisces zodiac sign

6 inch hoop

Mirrored. Trace this page with an iron-on transfer pen or pencil, then press it ink side down on the fabric.

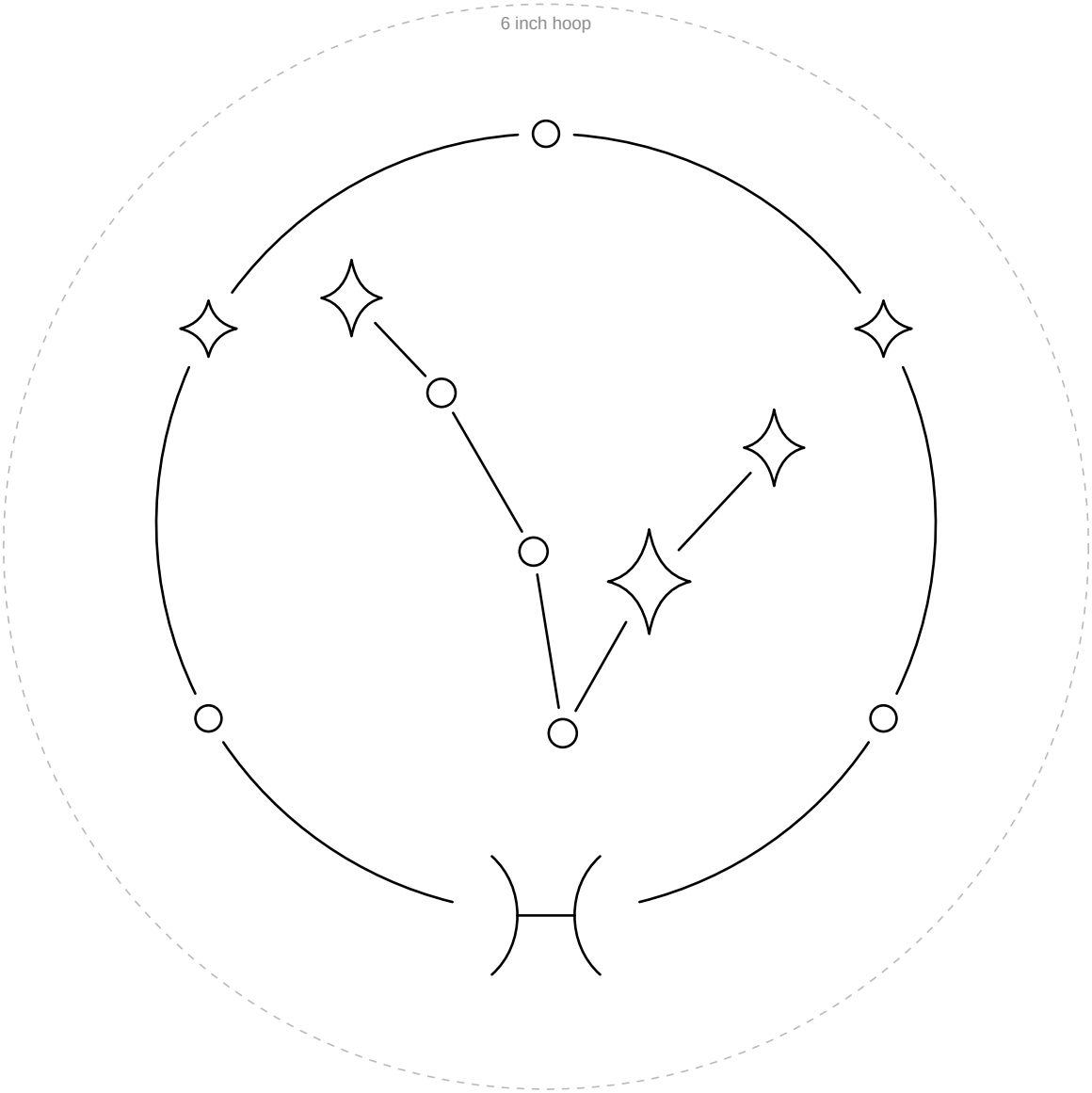

1 in
25.4 mm

Check square: 1 inch (25.4 mm) on each side.
If it measures anything else, print again at 100% with scaling off.

For your own stitching, gifts and handmade pieces you sell. Do not resell or share this PDF.