Plumeria Hawaiian quilt style block

Sized for a 6 inch hoop (15 cm). The stitched design is about 4.9 × 4.9 in (12.4 × 12.4 cm).



Which color goes where.

Floss

- **DMC 927 Light Gray Green**
  Leaves, arms and hub, echo lines (darker)
- **DMC BLANC White**
  Petals (lightest), buds
- **DMC 644 Medium Beige Gray**
  Petal shadows and bud shadows
- **DMC 742 Light Tangerine**
  Petals (darkest)
- **DMC 744 Pale Yellow**
  Petals (dark)
- **DMC 745 Light Pale Yellow**
  Petals (light)
- **DMC 928 Very Light Gray Green**
  Echo lines (lighter)

Stitches

- **Satin stitch**, 2 strands
  Hub, arms, leaves, buds, bud shadows, petal shadows
- **Long and short stitch**, 1 strand
  Petals
- **Running stitch**, 2 strands
  Echo lines

Three ways to transfer the pattern

1. **Fabric you can see through**
   Tape page 2 to a sunny window or lay it on a light box, tape the fabric over it and trace the lines with a sharp pencil or a water-soluble pen.
2. **Fabric you cannot see through**
   Lay dressmaker’s carbon paper colored side down on the fabric with page 2 on top, tape the layers and trace the lines firmly with a ballpoint pen.
3. **Iron-on**
   Go over the lines of page 3, the mirrored page, with an iron-on transfer pen, lay it ink side down on the fabric and press with a dry iron.

Pages 2 and 3 are the pattern at actual size. Print them at 100% with scaling turned off.

For your own stitching, gifts and handmade pieces you sell. Do not resell or share this PDF.

Plumeria Hawaiian quilt style block

6 inch hoop

Print at 100% (actual size). Do not scale or fit to page. Check the square below with a ruler before you trace.



1 in
25.4 mm

Check square: 1 inch (25.4 mm) on each side.
If it measures anything else, print again at 100% with scaling off.

For your own stitching, gifts and handmade pieces you sell. Do not resell or share this PDF.

Plumeria Hawaiian quilt style block

6 inch hoop

Mirrored. Trace this page with an iron-on transfer pen or pencil, then press it ink side down on the fabric.



1 in
25.4 mm

Check square: 1 inch (25.4 mm) on each side.
If it measures anything else, print again at 100% with scaling off.

For your own stitching, gifts and handmade pieces you sell. Do not resell or share this PDF.