Purple wisteria over a gate

Sized for a 6 inch hoop (15 cm). The stitched design is about 3.7 × 4 in (9.4 × 10.2 cm).



Which color goes where.

Stitches

- **Stem stitch**, 2 to 6 strands
  Inner frame, gate, leaf stalks, raceme stalks
- **Satin stitch**, 2 strands
  Frame, stone posts, post finials, buds, and 7 more
- **Long and short stitch**, 1 strand
  Garden, flower mounds, path, trunk, young stem, cat, tail
- **French knot**, 2 strands, two wraps
  Garden flowers, gate knobs
- **Split stitch**, 1 to 2 strands
  Path edges, post lines, bark lines, haunch line, and 2 more
- **Back stitch**, 1 strand
  Post lines, mouth
- **Straight stitch**, 1 to 3 strands
  Grass, flower stalks, keels, yellow eyes, cat nose, and 2 more
- **Fishbone stitch**, 2 strands
  Leaves

In a 6 inch hoop the French knots are drawn smaller than about 2 mm (a little over 1/16 in). Use one strand of floss for them there, or choose a larger hoop.

Floss

- **DMC 3820 Dark Straw** Inner frame and yellow eyes
- **DMC 154 Very Dark Grape** Frame
- **DMC 524 Very Light Fern Green**
  Garden (light), flower mounds (lightest)
- **DMC 522 Fern Green** Flower mounds (light), garden (dark)
- **DMC 471 Very Light Avocado Green**
  Garden (middle), leaves (light)
- **DMC 3347 Medium Yellow Green**
  Leaves (middle), raceme stalks and 4 more parts
- **DMC 3727 Light Antique Mauve**
  Garden flowers (middle) and 2 more parts
- **DMC 210 Medium Lavender**
  Banner petals (middle) and 2 more parts
- **DMC 739 Ultra Very Light Tan**
  Path (middle), muzzle and 4 more parts
- **DMC 842 Very Light Beige Brown**
  Stone posts (lighter) and 4 more parts
- **DMC 3865 Winter White** Path (light)
- **DMC 840 Medium Beige Brown** Trunk (light) and 4 more parts
- **DMC 3808 Ultra Very Dark Turquoise** Gate and gate knobs
- **DMC 839 Dark Beige Brown**
  Trunk and young stem (dark), post lines
- **DMC 3346 Hunter Green** Leaves (dark), flower mounds (darkest)
- **DMC 3031 Very Dark Mocha Brown**
  Bark lines, trunk (darkest) and 2 more parts
- **DMC 3746 Dark Blue Violet** Wing petals (dark) and 3 more parts
- **DMC 333 Very Dark Blue Violet**
  Buds (darker), keels (dark) and 1 more part
- **DMC 209 Dark Lavender** Wing petals (light) and 2 more parts
- **DMC 211 Light Lavender** Banner petals (light)
- **DMC 24 White Lavender** Banner petals (lightest)
- **DMC 976 Medium Golden Brown**
  Cat (middle), ears, tail (darker)
- **DMC 400 Dark Mahogany** Cat edge, cat (dark) and 4 more parts
- **DMC 3827 Pale Golden Brown** Cat (light), tail (lighter)

Three ways to transfer the pattern

1. **Fabric you can see through**
   Tape page 2 to a sunny window or lay it on a light box, tape the fabric over it and trace the lines with a sharp pencil or a water-soluble pen.
2. **Fabric you cannot see through**
   Lay dressmaker's carbon paper colored side down on the fabric with page 2 on top, tape the layers and trace the lines firmly with a ballpoint pen.
3. **Iron-on**
   Go over the lines of page 3, the mirrored page, with an iron-on transfer pen, lay it ink side down on the fabric and press with a dry iron.

Pages 2 and 3 are the pattern at actual size. Print them at 100% with scaling turned off.

For your own stitching, gifts and handmade pieces you sell. Do not resell or share this PDF or copies of it.

Purple wisteria over a gate

6 inch hoop

Print at 100% (actual size). Do not scale or fit to page. Check the square below with a ruler before you trace.



1 in
25.4 mm

Check square: 1 inch (25.4 mm) on each side.
If it measures anything else, print again at 100% with scaling off.

For your own stitching, gifts and handmade pieces you sell. Do not resell or share this PDF or copies of it.

Purple wisteria over a gate

6 inch hoop

Mirrored. Trace this page with an iron-on transfer pen or pencil, then press it ink side down on the fabric.



1 in
25.4 mm

Check square: 1 inch (25.4 mm) on each side.
If it measures anything else, print again at 100% with scaling off.

For your own stitching, gifts and handmade pieces you sell. Do not resell or share this PDF or copies of it.