Race car bookmark

Sized for a 6 inch hoop (15 cm). The stitched design is about 2.1 × 4.8 in (5.3 × 12.2 cm).

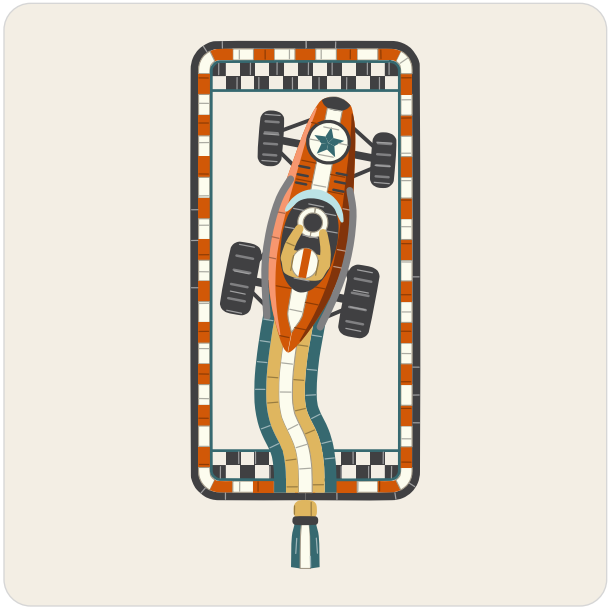

Which color goes where.

Three ways to transfer the pattern

1. **Fabric you can see through**
   Tape page 2 to a sunny window or lay it on a light box, tape the fabric over it and trace the lines with a sharp pencil or a water-soluble pen.
2. **Fabric you cannot see through**
   Lay dressmaker's carbon paper colored side down on the fabric with page 2 on top, tape the layers and trace the lines firmly with a ballpoint pen.
3. **Iron-on**
   Go over the lines of page 3, the mirrored page, with an iron-on transfer pen, lay it ink side down on the fabric and press with a dry iron.

Pages 2 and 3 are the pattern at actual size. Print them at 100% with scaling turned off.

Floss

- **DMC 3799 Very Dark Pewter Gray**
  Frame, wheels, finish line checks, cockpit, suspension and axles and 4 more parts
- **DMC 900 Dark Burnt Orange**
  Body and helmet stripe, curb (darker)
- **DMC 746 Off White**
  Curb (lighter), center stripe and roundel, racing ribbon (light) and 3 more parts
- **DMC 3808 Ultra Very Dark Turquoise**
  Racing ribbon (dark), inner line, finish line edges and roundel star, tassel (darker)
- **DMC 3820 Dark Straw**
  Racing ribbon (middle), shoulders, arms and tassel head
- **DMC 414 Dark Steel Gray**
  Exhaust pipes and tire treads
- **DMC 722 Light Orange Spice**
  Body light
- **DMC 918 Dark Red Copper**
  Body shade
- **DMC 3811 Very Light Turquoise**
  Windscreen

Stitches

- **Satin stitch**, 2 strands
  Frame, curb, finish line checks, racing ribbon, tassel, tassel binding, axles, wheels, body, body light, body shade, center stripe, and 11 more
- **Back stitch**, 2 strands
  Finish line edges, inner line
- **Padded satin stitch**, 2 strands
  Tassel head
- **Stem stitch**, 2 to 3 strands
  Suspension, roundel edge
- **Straight stitch**, 3 strands
  Tire treads, hood louvers

For your own stitching, gifts and handmade pieces you sell. Do not resell or share this PDF.

Race car bookmark

6 inch hoop

Print at 100% (actual size). Do not scale or fit to page. Check the square below with a ruler before you trace.

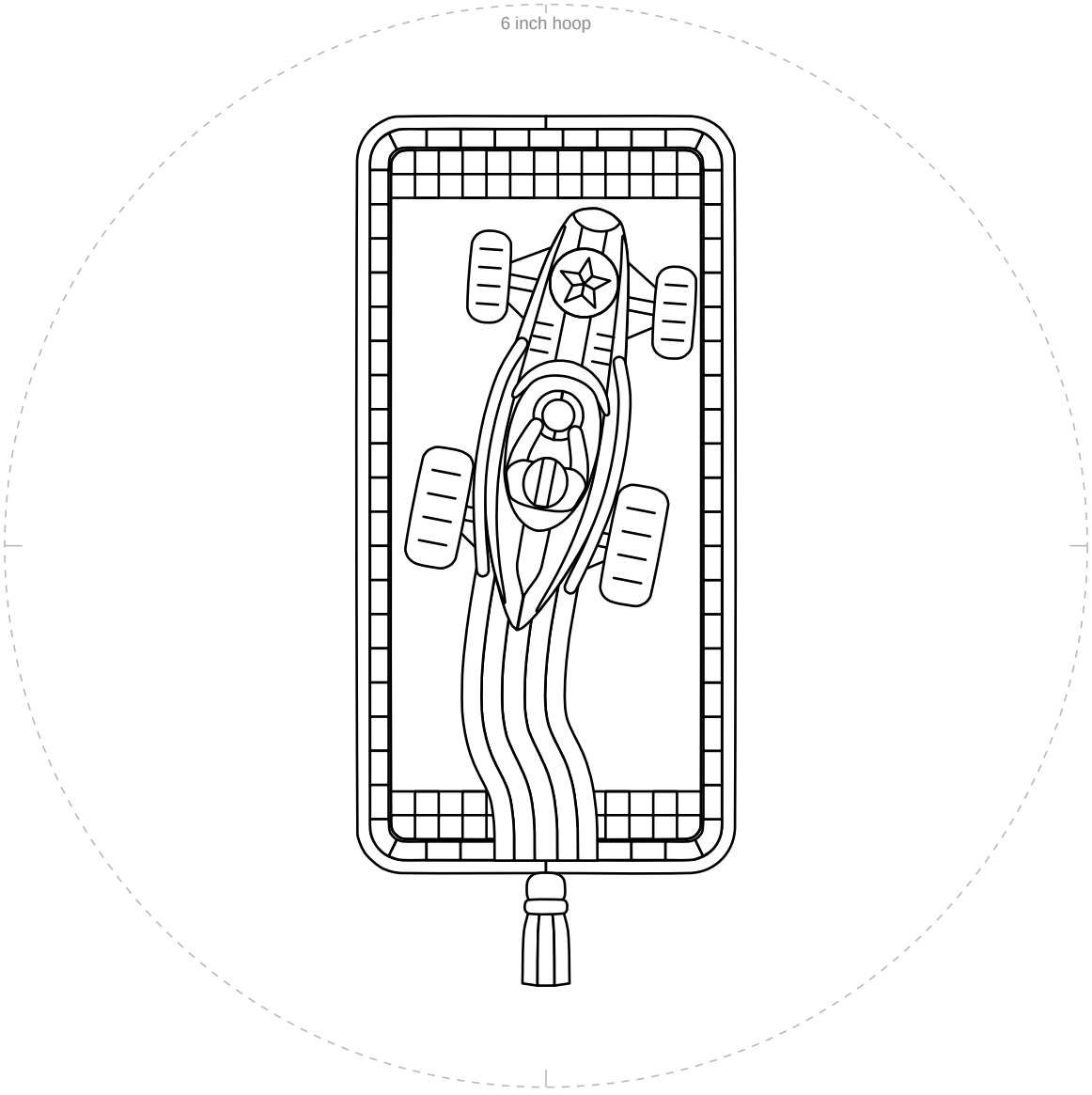

1 in
25.4 mm

Check square: 1 inch (25.4 mm) on each side.
If it measures anything else, print again at 100% with scaling off.

For your own stitching, gifts and handmade pieces you sell. Do not resell or share this PDF.

Race car bookmark

6 inch hoop

Mirrored. Trace this page with an iron-on transfer pen or pencil, then press it ink side down on the fabric.

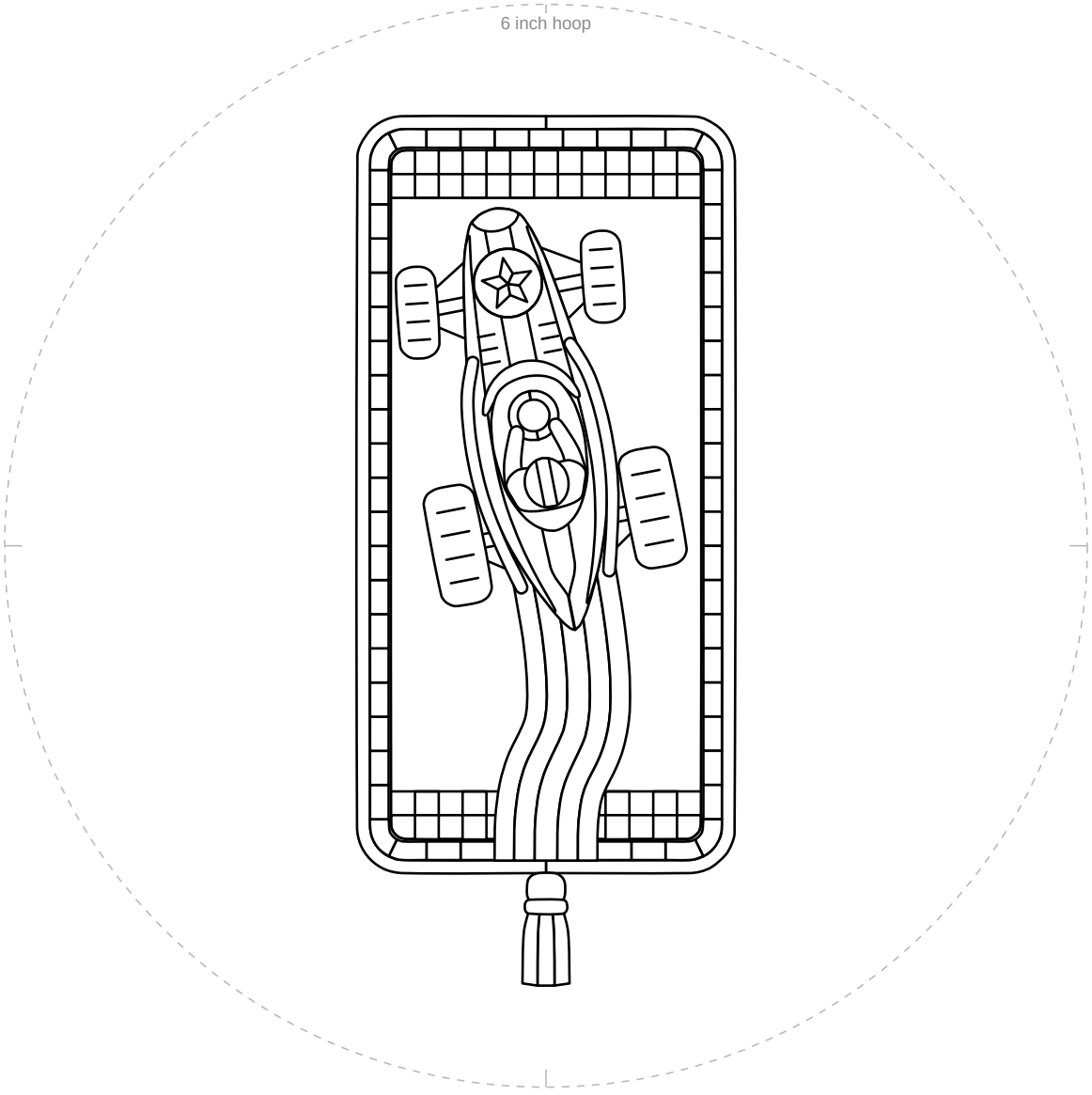

1 in
25.4 mm

Check square: 1 inch (25.4 mm) on each side.
If it measures anything else, print again at 100% with scaling off.

For your own stitching, gifts and handmade pieces you sell. Do not resell or share this PDF.