Rainbow on two clouds

6 inch (15 cm) hoop, 4.2 × 2.2 in (10.7 × 5.6 cm)



Colors by number: page 2.

What you need

A 6 inch (15 cm) hoop.

A 9 inch (23 cm) square of white or light cotton or linen.

An embroidery needle, size 7.

5 colors of floss (page 2): one skein of each color (an estimate from the drawing's lines and shapes).

A water-soluble pen, and small scissors.

Onto the fabric

Fabric you can see through: page 3 taped to a sunny window, the fabric over it; trace.

Other fabric: dressmaker's carbon paper, colored side down, page 3 on top; trace with a ballpoint.

Iron-on pen: go over page 4, the mirrored page, and press it ink side down as the pen's packet says. The lines stay.

Then hoop it, inner ring under, tight as a drum.

How to read it

Floss has six strands: cut 18 inches (45 cm), pull out the number named one at a time, and lay them together.

Start with a small knot on the back; end under a few stitches.

Every stitch in pictures: flossfield.com/embroidery/stitches.

New to this: flossfield.com/embroidery/guides/how-to-start.

Stitch in this order

Where a stitch page says otherwise, follow this list.

1. **Chain stitch**
   2 or 3 strands, colors 1, 2, 3, 4
   Bands



Stitch in this order, continued

2. **Back stitch**, 2 strands, color 5
   Clouds

Take out lines that still show, press face down, finish the hoop.

For your own stitching, gifts and handmade pieces you sell. Do not resell or share this PDF or copies of it.

Rainbow on two clouds

6 inch hoop

A number is a color of the list.

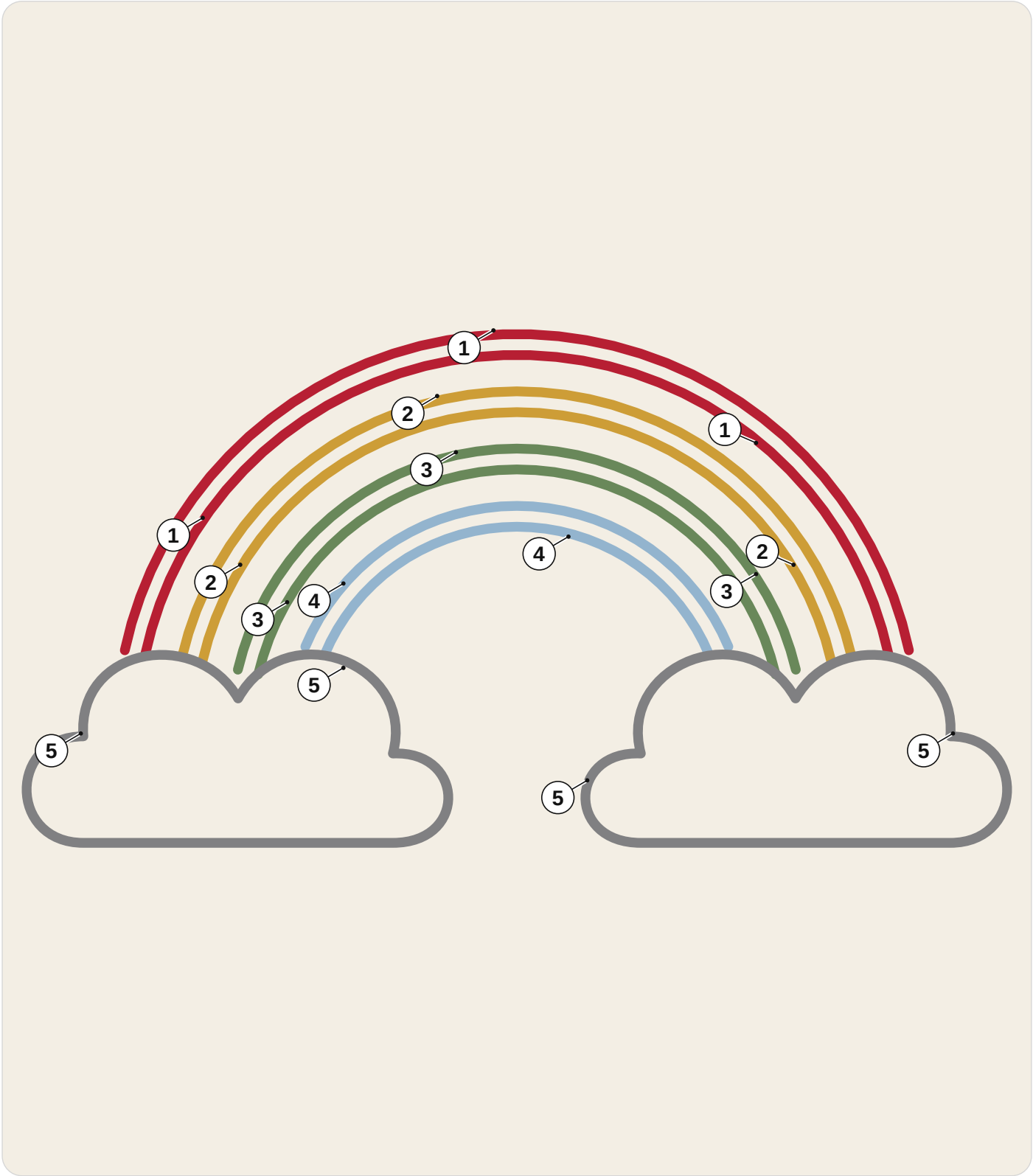

1 DMC 304 Medium Red
2 DMC 3852 Very Dark Straw
3 DMC 320 Medium Pistachio Green
4 DMC 3755 Baby Blue
5 DMC 414 Dark Steel Gray

For your own stitching, gifts and handmade pieces you sell. Do not resell or share this PDF or copies of it.

Rainbow on two clouds

6 inch hoop

Print at 100% and measure the square. Trace the black lines only. The gray ring is the hoop: fold the fabric in four and lay the folds on its ticks.

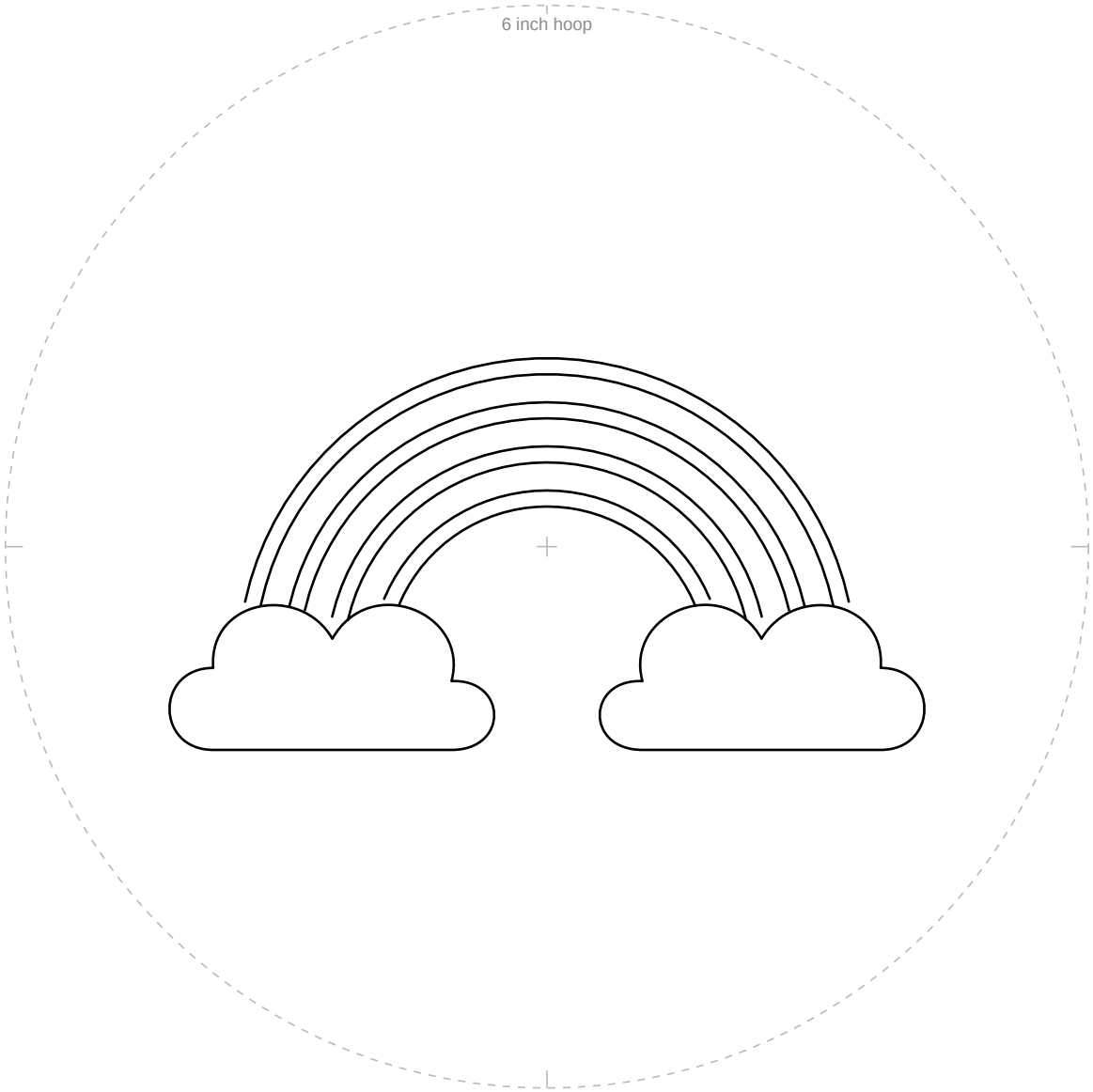

1 in
25.4 mm

Not 1 inch (25.4 mm)? Print again at 100%.

For your own stitching, gifts and handmade pieces you sell. Do not resell or share this PDF or copies of it.

Rainbow on two clouds

6 inch hoop

For an iron-on pen only. Go over the lines, press ink side down.

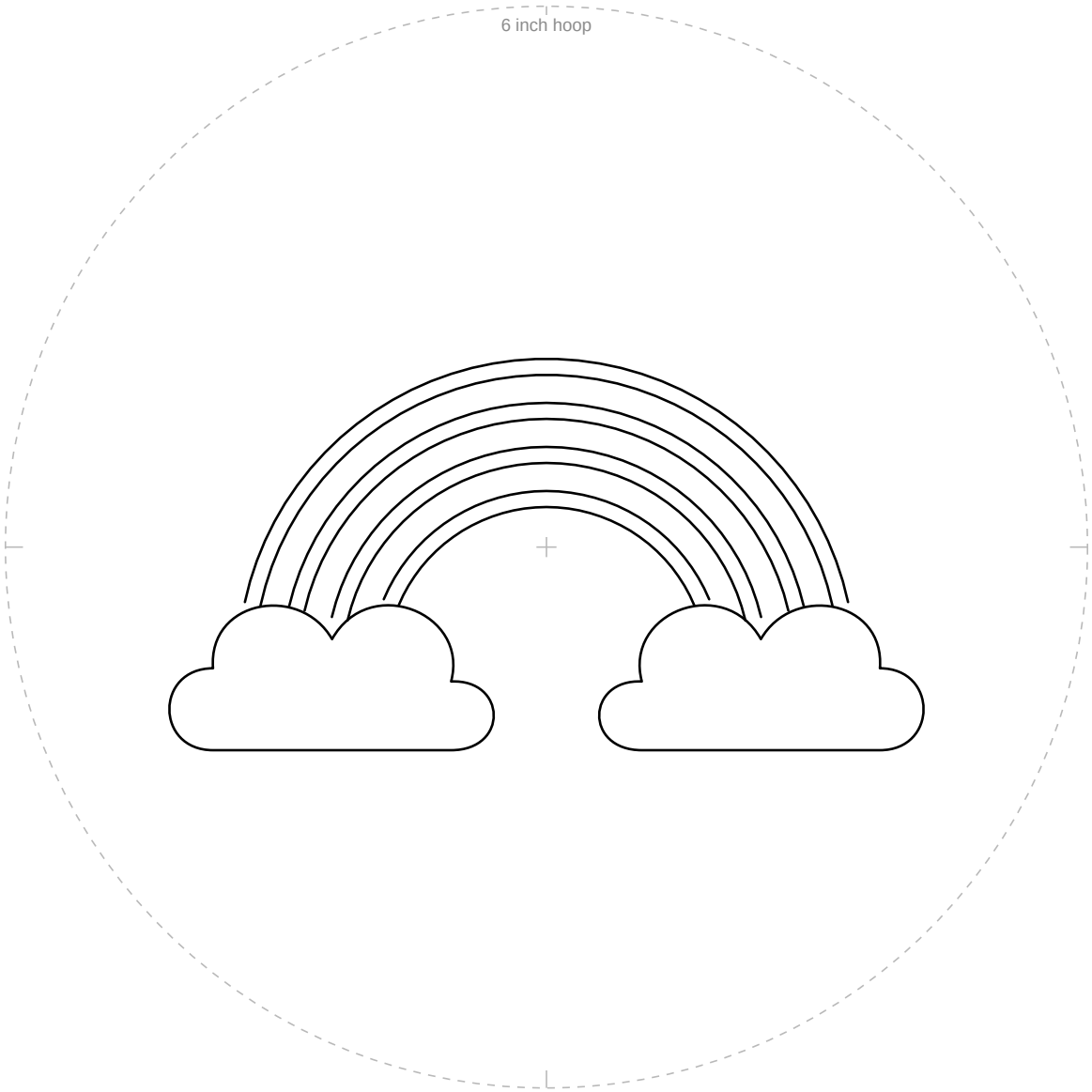

1 in
25.4 mm

Not 1 inch (25.4 mm)? Print again at 100%.

For your own stitching, gifts and handmade pieces you sell. Do not resell or share this PDF or copies of it.