Realistic eye in a pearl brooch

Sized for a 6 inch hoop (15 cm). The stitched design is about 3.8 × 4.3 in (9.7 × 10.9 cm).

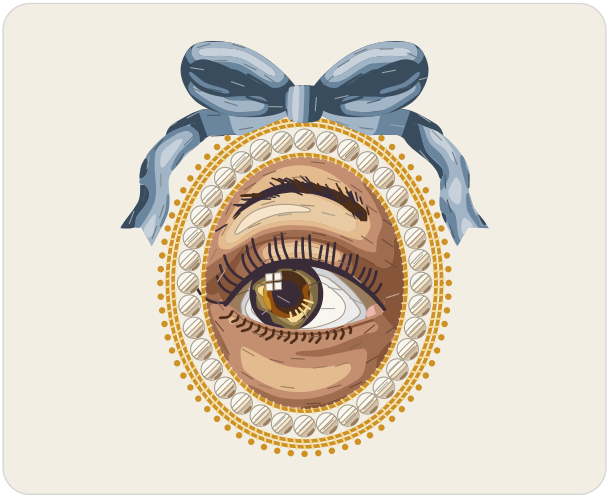

Which color goes where.

Stitches

- **Long and short stitch**, 1 strand
  Skin, eyelid, white of the eye, tear duct, iris, eyebrow, ribbon tails, bow loops, bow insides
- **Split stitch**, 1 to 2 strands
  Lid crease, lower lid
- **Satin stitch**, 2 strands
  Pupil, window light, upper lash line, bow knot
- **Straight stitch**, 1 strand
  Iris lights
- **Stem stitch**, 1 to 2 strands
  Lower lid, upper lashes, lower lashes, bow folds
- **Couching**, 6 strands
  Gold rim
- **Padded satin stitch**, 2 strands
  Pearls
- **French knot**, 2 strands, two wraps
  Gold grains

Floss

- **DMC 3064 Desert Sand**
  Skin (middle dark), eyelid and tear duct (middle), lower lid (lighter)
- **DMC 632 Ultra Very Dark Desert Sand**
  Eyelid and skin (darkest), lid crease, lower lid (darker), tear duct (dark)
- **DMC 3772 Very Dark Desert Sand**
  Skin and eyelid (dark)
- **DMC 437 Light Tan** Skin (middle light), eyelid (light)
- **DMC 738 Very Light Tan** Skin (light), eyelid (lightest)
- **DMC 739 Ultra Very Light Tan**
  Pearls (middle), skin (lightest)
- **DMC 3865 Winter White**
  Pearls (light), white of the eye (lightest), window light
- **DMC 840 Medium Beige Brown**
  White of the eye and pearls (darkest)
- **DMC 415 Pearl Gray** White of the eye (dark)
- **DMC 762 Very Light Pearl Gray**
  White of the eye (light)
- **DMC 224 Very Light Shell Pink** Tear duct (light)
- **DMC 3371 Black Brown**
  Iris (shade 1 of 7), eyebrow (darker), upper lashes, upper lash line and pupil
- **DMC 829 Very Dark Golden Olive** Iris (shade 4 of 7)
- **DMC 831 Medium Golden Olive** Iris (shade 5 of 7)
- **DMC 3822 Light Straw**
  Gold rim (lighter), iris (shade 7 of 7), iris lights
- **DMC 898 Very Dark Coffee Brown**
  Iris (shade 2 of 7), eyebrow (lighter), lower lashes
- **DMC 975 Dark Golden Brown** Iris (shade 3 of 7)
- **DMC 783 Medium Topaz**
  Gold rim (darker), gold grains, iris (shade 6 of 7)
- **DMC 842 Very Light Beige Brown** Pearls (dark)
- **DMC 712 Cream** Pearls (lightest)
- **DMC 3750 Very Dark Antique Blue**
  Bow loops, ribbon tails and bow knot (darkest), bow insides (darker), bow folds
- **DMC 931 Medium Antique Blue**
  Ribbon tails, bow loops and bow knot (dark), bow insides (lighter)
- **DMC 932 Light Antique Blue**
  Ribbon tails, bow loops and bow knot (light)
- **DMC 3752 Very Light Antique Blue**
  Bow loops, ribbon tails and bow knot (lightest)

Three ways to transfer the pattern

1. **Fabric you can see through**
   Tape page 2 to a sunny window or lay it on a light box, tape the fabric over it and trace the lines with a sharp pencil or a water-soluble pen.
2. **Fabric you cannot see through**
   Lay dressmaker's carbon paper colored side down on the fabric with page 2 on top, tape the layers and trace the lines firmly with a ballpoint pen.
3. **Iron-on**
   Go over the lines of page 3, the mirrored page, with an iron-on transfer pen, lay it ink side down on the fabric and press with a dry iron.

Pages 2 and 3 are the pattern at actual size. Print them at 100% with scaling turned off.

For your own stitching, gifts and handmade pieces you sell. Do not resell or share this PDF.

Realistic eye in a pearl brooch

6 inch hoop

Print at 100% (actual size). Do not scale or fit to page. Check the square below with a ruler before you trace.



1 in
25.4 mm

Check square: 1 inch (25.4 mm) on each side.
If it measures anything else, print again at 100% with scaling off.

For your own stitching, gifts and handmade pieces you sell. Do not resell or share this PDF.

Realistic eye in a pearl brooch

6 inch hoop

Mirrored. Trace this page with an iron-on transfer pen or pencil, then press it ink side down on the fabric.



1 in
25.4 mm

Check square: 1 inch (25.4 mm) on each side.
If it measures anything else, print again at 100% with scaling off.

For your own stitching, gifts and handmade pieces you sell. Do not resell or share this PDF.