Redwork nutcracker on the mantel

Sized for a 6 inch hoop (15 cm). The stitched design is about 4.5 × 4.9 in (11.4 × 12.4 cm).



Which color goes where.

Floss

DMC 321 Red
Pine needles, shelf, boots, cat, dentils, candlesticks and berries and 50 more parts

Stitches

- **Back stitch**, 1 to 5 strands
  Swag, leaves, shelf, dentils, candlesticks, candles, flames, cat, cat stripes, cat face, mouse tail, mouse, nut, base block, trousers, and 21 more
- **Straight stitch**, 1 to 2 strands
  Pine needles, candlesticks, candlelight, cat, cat whiskers, cat stripes, trousers, cuffs, fringe, teeth, stocking cuff
- **Satin stitch**, 2 strands
  Berries, flames, cat tail tip, cat nose, boots, belt, buckle, epaulettes, mouth, eyes, cheeks, visor, hat heart, stocking heel, and 5 more
- **Split stitch**, 2 strands
  Cat tail tip, boots, belt, epaulettes, visor, hat heart, stocking heart, bow tails
- **French knot**, 1 to 2 strands, two wraps
  Mouse, buttons, hat band, hat
- **Padded satin stitch**, 2 strands
  Pompon

Three ways to transfer the pattern

1. **Fabric you can see through**
   Tape page 2 to a sunny window or lay it on a light box, tape the fabric over it and trace the lines with a sharp pencil or a water-soluble pen.
2. **Fabric you cannot see through**
   Lay dressmaker’s carbon paper colored side down on the fabric with page 2 on top, tape the layers and trace the lines firmly with a ballpoint pen.
3. **Iron-on**
   Go over the lines of page 3, the mirrored page, with an iron-on transfer pen, lay it ink side down on the fabric and press with a dry iron.

Pages 2 and 3 are the pattern at actual size. Print them at 100% with scaling turned off.

For your own stitching, gifts and handmade pieces you sell. Do not resell or share this PDF.

Redwork nutcracker on the mantel

6 inch hoop

Print at 100% (actual size). Do not scale or fit to page. Check the square below with a ruler before you trace.



1 in
25.4 mm

Check square: 1 inch (25.4 mm) on each side.
If it measures anything else, print again at 100% with scaling off.

For your own stitching, gifts and handmade pieces you sell. Do not resell or share this PDF.

Redwork nutcracker on the mantel

6 inch hoop

Mirrored. Trace this page with an iron-on transfer pen or pencil, then press it ink side down on the fabric.



1 in
25.4 mm

Check square: 1 inch (25.4 mm) on each side.
If it measures anything else, print again at 100% with scaling off.

For your own stitching, gifts and handmade pieces you sell. Do not resell or share this PDF.