Redwork Christmas toy train border

Sized for a 6 inch hoop (15 cm). The stitched design is about 4.6 × 2.1 in (11.7 × 5.3 cm).



Which color goes where.

Floss

DMC 321 Red
Rails, wheels, scallops, cars, bows, teddy and holly leaves and 50 more parts

Stitches

- **Stem stitch**, 2 to 3 strands
  Rails, engine, chimney, cars, basket rim, garland
- **Straight stitch**, 1 to 2 strands
  Sleepers, wheel spokes, snowflake, lamp rays, teddy mouth, teddy fur, teddy paws, poinsettia veins, cat stripes, cat mouth, cat whiskers, and 2 more
- **Back stitch**, 1 to 2 strands
  Scallops, wheels, wheel hubs, boiler bands, cab roof, window, bow, chimney, bell, lamp, cowcatcher, couplings, cars, planks, heart pattern, and 21 more
- **French knot**, 1 to 2 strands, two wraps
  Scallop knots, bell, lamp, teddy eyes, parcel bows, poinsettia heart, tub pattern, berries, bells
- **Satin stitch**, 2 strands
  Hearts, bow, teddy nose, teddy bow, cat eyes, cat nose, bows

In a 6 inch hoop the French knots are drawn smaller than about 2 mm (a little over 1/16 in). Use one strand of floss for them there, or choose a larger hoop.

Three ways to transfer the pattern

1. **Fabric you can see through**
   Tape page 2 to a sunny window or lay it on a light box, tape the fabric over it and trace the lines with a sharp pencil or a water-soluble pen.
2. **Fabric you cannot see through**
   Lay dressmaker’s carbon paper colored side down on the fabric with page 2 on top, tape the layers and trace the lines firmly with a ballpoint pen.
3. **Iron-on**
   Go over the lines of page 3, the mirrored page, with an iron-on transfer pen, lay it ink side down on the fabric and press with a dry iron.

Pages 2 and 3 are the pattern at actual size. Print them at 100% with scaling turned off.

For your own stitching, gifts and handmade pieces you sell. Do not resell or share this PDF.

Redwork Christmas toy train border

6 inch hoop

Print at 100% (actual size). Do not scale or fit to page. Check the square below with a ruler before you trace.



1 in
25.4 mm

Check square: 1 inch (25.4 mm) on each side.
If it measures anything else, print again at 100% with scaling off.

For your own stitching, gifts and handmade pieces you sell. Do not resell or share this PDF.

Redwork Christmas toy train border

6 inch hoop

Mirrored. Trace this page with an iron-on transfer pen or pencil, then press it ink side down on the fabric.

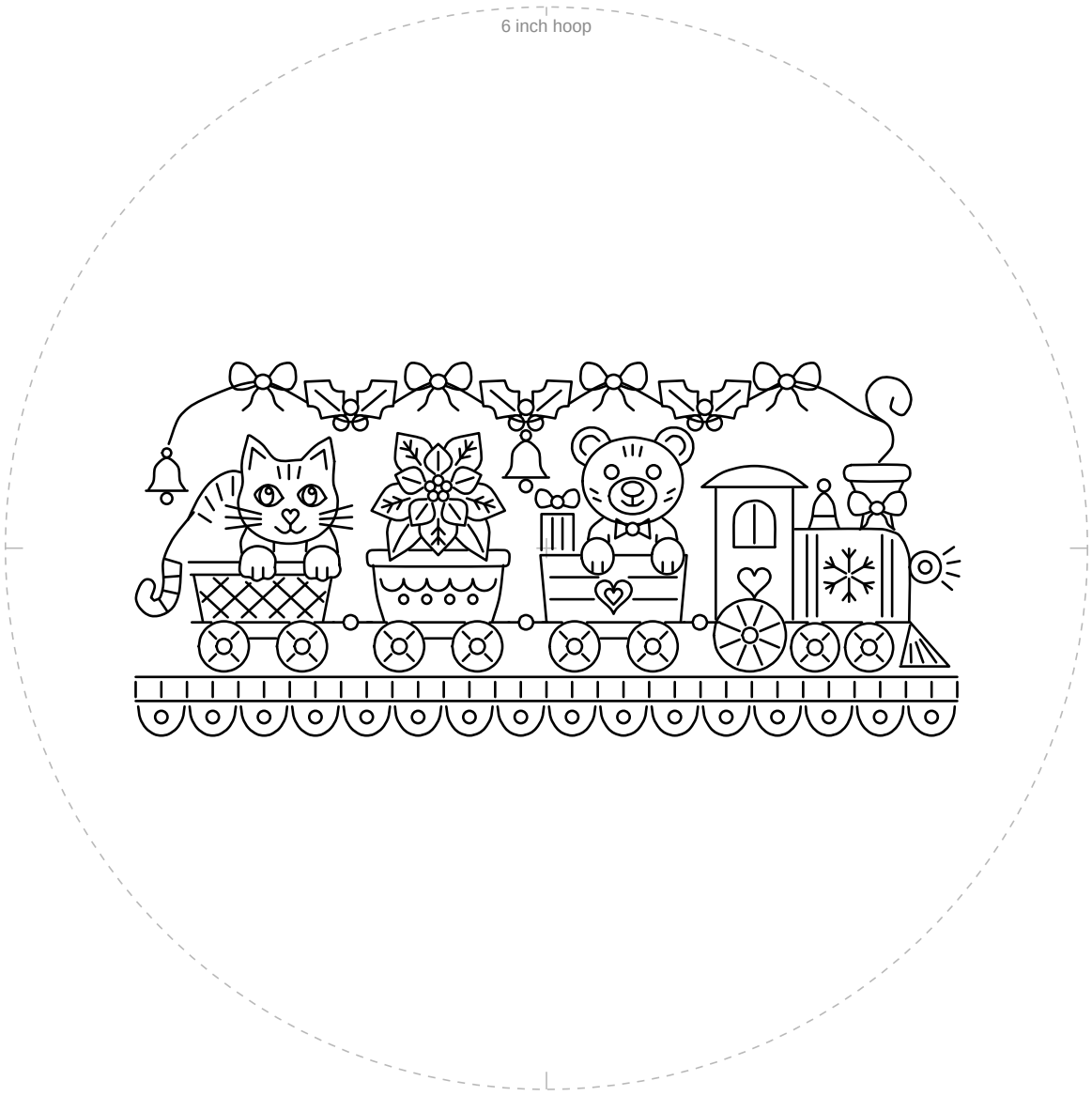

1 in
25.4 mm

Check square: 1 inch (25.4 mm) on each side.
If it measures anything else, print again at 100% with scaling off.

For your own stitching, gifts and handmade pieces you sell. Do not resell or share this PDF.