Reticello star lace square

Sized for a 6 inch hoop (15 cm). The stitched design is about 4 × 4 in (10.2 × 10.2 cm).



Which color goes where.

Floss

- **DMC 822 Light Beige Gray**
  Fans, window crosses, picots and fan edges, star points (darker) and 3 more parts
- **DMC BLANC White**
  Star points (lighter), edge points, window triangles and wheel rims and 4 more parts
- **DMC ECRU Ecru**
  Edge triangles (lighter), woven bars, ring, window bars and wheels and 2 more parts

Stitches

- **Straight stitch**, 1 to 2 strands
  Fans, heart spokes, wheel spokes, little bars, window crosses, edge bars
- **Stem stitch**, 2 strands
  Fan edges, fan arcs, star points, edge triangles
- **Buttonhole stitch**, 2 strands
  Star points, heart ring, ring, wheel rims, edge triangles
- **Satin stitch**, 2 strands
  Heart petals, window bars, window triangles, edge points
- **Woven wheel stitch**, 3 strands
  Wheels
- **Woven filling stitch**, 3 strands
  Woven bars
- **French knot**, 1 to 2 strands, two wraps
  Window knots, picots

Three ways to transfer the pattern

1. **Fabric you can see through**
   Tape page 2 to a sunny window or lay it on a light box, tape the fabric over it and trace the lines with a sharp pencil or a water-soluble pen.
2. **Fabric you cannot see through**
   Lay dressmaker’s carbon paper colored side down on the fabric with page 2 on top, tape the layers and trace the lines firmly with a ballpoint pen.
3. **Iron-on**
   Go over the lines of page 3, the mirrored page, with an iron-on transfer pen, lay it ink side down on the fabric and press with a dry iron.

Pages 2 and 3 are the pattern at actual size. Print them at 100% with scaling turned off.

For your own stitching, gifts and handmade pieces you sell. Do not resell or share this PDF.

Reticello star lace square

6 inch hoop

Print at 100% (actual size). Do not scale or fit to page. Check the square below with a ruler before you trace.



1 in
25.4 mm

Check square: 1 inch (25.4 mm) on each side.
If it measures anything else, print again at 100% with scaling off.

For your own stitching, gifts and handmade pieces you sell. Do not resell or share this PDF.

Reticello star lace square

6 inch hoop

Mirrored. Trace this page with an iron-on transfer pen or pencil, then press it ink side down on the fabric.



1 in
25.4 mm

Check square: 1 inch (25.4 mm) on each side.
If it measures anything else, print again at 100% with scaling off.

For your own stitching, gifts and handmade pieces you sell. Do not resell or share this PDF.