Rose panel for a dress bodice

Sized for a 6 inch hoop (15 cm). The stitched design is about 4.5 × 4.6 in (11.4 × 11.7 cm).



Which color goes where.

Stitches

- **Stem stitch**, 1 to 3 strands
  Gold stems, leaves, bud stems
- **Bullion knot**, 2 strands
  Gold tips
- **Long and short stitch**, 1 strand
  Leaves, dusk blue bud, blush buds, ivory buds, half-open blush rose petals, half-open blush rose turned edges, half-open blush rose heart, and 9 more
- **Split stitch**, 1 strand
  Leaf veins
- **Satin stitch**, 2 strands
  Sepals

Three ways to transfer the pattern

1. **Fabric you can see through**
   Tape page 2 to a sunny window or lay it on a light box, tape the fabric over it and trace the lines with a sharp pencil or a water-soluble pen.
2. **Fabric you cannot see through**
   Lay dressmaker's carbon paper colored side down on the fabric with page 2 on top, tape the layers and trace the lines firmly with a ballpoint pen.
3. **Iron-on**
   Go over the lines of page 3, the mirrored page, with an iron-on transfer pen, lay it ink side down on the fabric and press with a dry iron.

Pages 2 and 3 are the pattern at actual size. Print them at 100% with scaling turned off.

Floss

- **DMC 782 Dark Topaz** Gold stems
- **DMC 3820 Dark Straw** Gold tips (darker)
- **DMC 3822 Light Straw** Gold tips (lighter)
- **DMC 523 Light Fern Green** Leaves (light)
- **DMC 522 Fern Green** Leaves (middle), sepals (light)
- **DMC 524 Very Light Fern Green** Leaves (lightest)
- **DMC 520 Dark Fern Green**
  Leaves (darkest), sepals (dark), leaf veins
- **DMC 3363 Medium Pine Green**
  Leaves (dark), sepals (middle), bud stems
- **DMC 932 Light Antique Blue** Dusk blue bud (light)
- **DMC 930 Dark Antique Blue** Dusk blue bud (darkest)
- **DMC 931 Medium Antique Blue** Dusk blue bud (dark)
- **DMC 3752 Very Light Antique Blue**
  Dusk blue bud (lightest)
- **DMC 152 Medium Light Shell Pink**
  Blush rose petals and half-open blush rose petals (middle) and 3 more parts
- **DMC 221 Very Dark Shell Pink**
  Blush rose petals and half-open blush rose petals (darkest) and 3 more parts
- **DMC 3722 Medium Shell Pink**
  Blush rose petals, blush buds and half-open blush rose petals (dark) and 1 more part
- **DMC 225 Ultra Very Light Shell Pink**
  Blush rose petals, half-open blush rose petals, blush buds and blush rose heart (light)
- **DMC 819 Light Baby Pink**
  Blush rose petals, blush buds and half-open blush rose petals (lightest)
- **DMC 3770 Very Light Tawny**
  Ivory rose petals (middle), ivory rose turned edges and 4 more parts
- **DMC 758 Very Light Terra Cotta**
  Ivory rose petals and half-open ivory rose petals (darkest) and 2 more parts
- **DMC 950 Light Desert Sand**
  Ivory rose petals, half-open ivory rose petals, ivory buds and ivory rose heart (dark)
- **DMC 712 Cream**
  Ivory rose petals and half-open ivory rose petals (lightest) and 2 more parts
- **DMC 3865 Winter White**
  Ivory rose petals, half-open ivory rose petals, ivory buds and ivory rose heart (light)
- **DMC 407 Dark Desert Sand** Ivory rose heart (darkest)

For your own stitching, gifts and handmade pieces you sell. Do not resell or share this PDF.

Rose panel for a dress bodice

6 inch hoop

Print at 100% (actual size). Do not scale or fit to page. Check the square below with a ruler before you trace.



1 in
25.4 mm

Check square: 1 inch (25.4 mm) on each side.
If it measures anything else, print again at 100% with scaling off.

For your own stitching, gifts and handmade pieces you sell. Do not resell or share this PDF.

Rose panel for a dress bodice

6 inch hoop

Mirrored. Trace this page with an iron-on transfer pen or pencil, then press it ink side down on the fabric.



1 in
25.4 mm

Check square: 1 inch (25.4 mm) on each side.
If it measures anything else, print again at 100% with scaling off.

For your own stitching, gifts and handmade pieces you sell. Do not resell or share this PDF.