Rose lattice collar for a baby dress

Sized for a 6 inch hoop (15 cm). The stitched design is about 4.2 × 4.3 in (10.7 × 10.9 cm).



Which color goes where.

Three ways to transfer the pattern

1. **Fabric you can see through**
   Tape page 2 to a sunny window or lay it on a light box, tape the fabric over it and trace the lines with a sharp pencil or a water-soluble pen.
2. **Fabric you cannot see through**
   Lay dressmaker's carbon paper colored side down on the fabric with page 2 on top, tape the layers and trace the lines firmly with a ballpoint pen.
3. **Iron-on**
   Go over the lines of page 3, the mirrored page, with an iron-on transfer pen, lay it ink side down on the fabric and press with a dry iron.

Pages 2 and 3 are the pattern at actual size. Print them at 100% with scaling turned off.

Floss

- **DMC 712 Cream**
  Trellis (lighter), scalloped edge and collar line
- **DMC 3820 Dark Straw**
  Trellis (darker), birds and briar hearts, heart knots (lighter)
- **DMC 523 Light Fern Green** Leaves (lighter), stems
- **DMC 520 Dark Fern Green** Leaves (darker)
- **DMC 321 Red**
  Rose petals and briar rays, bird wings (darker), rose buds (darkest) and 2 more parts
- **DMC 3705 Dark Melon** Inner petals, rose buds (dark)
- **DMC 754 Light Peach**
  Briar petals and rose hearts, rose buds (lightest)
- **DMC 3706 Medium Melon** Rose buds (light)
- **DMC 522 Fern Green** Bud cups
- **DMC 3325 Light Baby Blue** Ribbon (lighter)
- **DMC 783 Medium Topaz**
  Bird tails (darker), bird wings (lighter), bird legs
- **DMC 3822 Light Straw** Bird heads, bird tails (lighter)
- **DMC 498 Dark Red** Bird eyes
- **DMC 322 Dark Baby Blue**
  Ribbon (darker), ribbon folds

Stitches

- **Trellis stitch**, 2 strands
  Trellis
- **Stem stitch**, 2 to 3 strands
  Collar line, stems
- **Buttonhole stitch**, 2 strands
  Scalloped edge
- **Fishbone stitch**, 2 strands
  Leaves
- **Satin stitch**, 2 strands
  Rose petals, inner petals, rose hearts, briar petals, briar hearts, rose buds, bud cups, ribbon, bird tails, bird heads, birds, bird wings, bird bills
- **French knot**, 2 strands, two wraps
  Heart knots, bird eyes
- **Straight stitch**, 1 to 2 strands
  Briar rays, bird legs, ribbon folds

For your own stitching, gifts and handmade pieces you sell. Do not resell or share this PDF.

Rose lattice collar for a baby dress

6 inch hoop

Print at 100% (actual size). Do not scale or fit to page. Check the square below with a ruler before you trace.



1 in
25.4 mm

Check square: 1 inch (25.4 mm) on each side.
If it measures anything else, print again at 100% with scaling off.

For your own stitching, gifts and handmade pieces you sell. Do not resell or share this PDF.

Rose lattice collar for a baby dress

6 inch hoop

Mirrored. Trace this page with an iron-on transfer pen or pencil, then press it ink side down on the fabric.



1 in
25.4 mm

Check square: 1 inch (25.4 mm) on each side.
If it measures anything else, print again at 100% with scaling off.

For your own stitching, gifts and handmade pieces you sell. Do not resell or share this PDF.