# Roses for a western shirt yoke

Sized for a 6 inch hoop (15 cm). The stitched design is about 4.7 × 3.1 in (11.9 × 7.9 cm).



Which color goes where.

## Three ways to transfer the pattern

1. **Fabric you can see through**
   Tape page 2 to a sunny window or lay it on a light box, tape the fabric over it and trace the lines with a sharp pencil or a water-soluble pen.
2. **Fabric you cannot see through**
   Lay dressmaker's carbon paper colored side down on the fabric with page 2 on top, tape the layers and trace the lines firmly with a ballpoint pen.
3. **Iron-on**
   Go over the lines of page 3, the mirrored page, with an iron-on transfer pen, lay it ink side down on the fabric and press with a dry iron.

Pages 2 and 3 are the pattern at actual size. Print them at 100% with scaling turned off.

## Floss

- **DMC 783 Medium Topaz**
  Rope (darker), horseshoe edge and star edge
- **DMC 3822 Light Straw**
  Rope and rose hearts (lighter), rope ends
- **DMC 712 Cream**
  Horseshoe and star
- **DMC 498 Dark Red**
  Buds (dark), inner petals (middle), outer petals (darkest), horseshoe nails
- **DMC 986 Very Dark Forest Green**
  Leaves (dark)
- **DMC 988 Medium Forest Green**
  Leaves (middle), bud cups and bud stems
- **DMC 3348 Light Yellow Green**
  Leaves (light), bud sepals
- **DMC 3705 Dark Melon**
  Outer petals and buds (light)
- **DMC 321 Red**
  Outer petals (dark), inner petals (light), buds (middle)
- **DMC 815 Medium Garnet**
  Rose hearts (darker), inner petals (dark)
- **DMC 3706 Medium Melon**
  Outer petals (lightest)

## Stitches

- **Whipped back stitch**, 6 strands
  Rope
- **Satin stitch**, 2 strands
  Horseshoe, star, buds, bud cups
- **Stem stitch**, 1 to 3 strands
  Horseshoe edge, star edge, leaves, bud stems
- **French knot**, 2 to 3 strands, two wraps
  Horseshoe nails, rope ends, rose hearts
- **Fishbone stitch**, 2 strands
  Leaves
- **Lazy daisy stitch**, 3 strands
  Bud sepals
- **Straight stitch**, 2 strands
  Bud sepals, rope ends
- **Chain stitch**, 3 strands
  Rose hearts, inner petals, outer petals



For your own stitching, gifts and handmade pieces you sell. Do not resell or share this PDF.

# Roses for a western shirt yoke

**6 inch hoop**

Print at 100% (actual size). Do not scale or fit to page. Check the square below with a ruler before you trace.




**1 in**
25.4 mm

Check square: 1 inch (25.4 mm) on each side.
If it measures anything else, print again at 100% with scaling off.



For your own stitching, gifts and handmade pieces you sell. Do not resell or share this PDF.

# Roses for a western shirt yoke

**6 inch hoop**

Mirrored. Trace this page with an iron-on transfer pen or pencil, then press it ink side down on the fabric.




**1 in**
25.4 mm

Check square: 1 inch (25.4 mm) on each side.
If it measures anything else, print again at 100% with scaling off.



For your own stitching, gifts and handmade pieces you sell. Do not resell or share this PDF.