Ruffled daisy eyelet trim

Sized for a 6 inch hoop (15 cm). The stitched design is about 4.7 × 4.7 in (11.9 × 11.9 cm).



Which color goes where.

Three ways to transfer the pattern

1. **Fabric you can see through**
   Tape page 2 to a sunny window or lay it on a light box, tape the fabric over it and trace the lines with a sharp pencil or a water-soluble pen.
2. **Fabric you cannot see through**
   Lay dressmaker's carbon paper colored side down on the fabric with page 2 on top, tape the layers and trace the lines firmly with a ballpoint pen.
3. **Iron-on**
   Go over the lines of page 3, the mirrored page, with an iron-on transfer pen, lay it ink side down on the fabric and press with a dry iron.

Pages 2 and 3 are the pattern at actual size. Print them at 100% with scaling turned off.

Floss

- **DMC 3750 Very Dark Antique Blue**
  Tucks (darkest)
- **DMC 930 Dark Antique Blue**
  Tucks (dark)
- **DMC 931 Medium Antique Blue**
  Ruffle (darkest), tucks (light)
- **DMC 932 Light Antique Blue**
  Ruffle (dark), tucks (lightest)
- **DMC 3752 Very Light Antique Blue**
  Ruffle (middle), tuck hem
- **DMC BLANC White**
  Ruffle (lightest), beading, daisy petals, scalloped hem and eyelets and 3 more parts
- **DMC 3753 Ultra Very Light Antique Blue**
  Ruffle (light)
- **DMC 782 Dark Topaz**
  Daisy hearts (darker)
- **DMC 3820 Dark Straw**
  Daisy hearts (lighter)
- **DMC 761 Light Salmon**
  Ribbon (light), bow and bow knot (lightest)
- **DMC 3731 Very Dark Dusty Rose**
  Ribbon, bow and bow knot (dark)
- **DMC 3733 Dusty Rose**
  Ribbon (middle), bow and bow knot (light)
- **DMC 3350 Ultra Dark Dusty Rose**
  Bow and bow knot (darkest)

Stitches

- **Long and short stitch**, 1 strand
  Tucks, ruffle, bow
- **Satin stitch**, 2 strands
  Tuck hem, daisy petals, eyelets, daisy hearts, scalloped hem, ribbon, beading, middle daisy, bow, bow knot
- **French knot**, 2 strands, two wraps
  Daisy hearts, picots
- **Split stitch**, 2 strands
  Ruffle edge

For your own stitching, gifts and handmade pieces you sell. Do not resell or share this PDF.

Ruffled daisy eyelet trim

6 inch hoop

Print at 100% (actual size). Do not scale or fit to page. Check the square below with a ruler before you trace.



1 in
25.4 mm

Check square: 1 inch (25.4 mm) on each side.
If it measures anything else, print again at 100% with scaling off.

For your own stitching, gifts and handmade pieces you sell. Do not resell or share this PDF.

Ruffled daisy eyelet trim

6 inch hoop

Mirrored. Trace this page with an iron-on transfer pen or pencil, then press it ink side down on the fabric.



1 in
25.4 mm

Check square: 1 inch (25.4 mm) on each side.
If it measures anything else, print again at 100% with scaling off.

For your own stitching, gifts and handmade pieces you sell. Do not resell or share this PDF.