Sea turtle from above

Sized for a 6 inch hoop (15 cm). The stitched design is about 4.6 × 4.7 in (11.7 × 11.9 cm).



Which color goes where.

Floss

- **DMC 597 Turquoise**
  Wavy ring, knots inside the crests and middle plates
- **DMC 989 Forest Green**
  Front flippers, hind flippers, and head and neck
- **DMC 3808 Ultra Very Dark Turquoise**
  Scales of the flippers and rim plates
- **DMC 3809 Very Dark Turquoise**
  Side plates
- **DMC 336 Navy Blue**
  Eyes

Stitches

- **Stem stitch**, 2 or 3 strands
  Wavy ring
- **French knot**, 2 strands, two wraps
  Knots inside the crests
- **Long and short stitch**, 1 or 2 strands
  Front flippers, hind flippers, head and neck, side plates
- **Satin stitch**, 2 strands
  Scales of the flippers, middle plates, rim plates, eyes

Three ways to transfer the pattern

1. **Fabric you can see through**
   Tape page 2 to a sunny window or lay it on a light box, tape the fabric over it and trace the lines with a sharp pencil or a water-soluble pen.
2. **Fabric you cannot see through**
   Lay dressmaker's carbon paper colored side down on the fabric with page 2 on top, tape the layers and trace the lines firmly with a ballpoint pen.
3. **Iron-on**
   Go over the lines of page 3, the mirrored page, with an iron-on transfer pen, lay it ink side down on the fabric and press with a dry iron.

Pages 2 and 3 are the pattern at actual size. Print them at 100% with scaling turned off.

For your own stitching, gifts and handmade pieces you sell. Do not resell or share this PDF.

Sea turtle from above

6 inch hoop

Print at 100% (actual size). Do not scale or fit to page. Check the square below with a ruler before you trace.



1 in
25.4 mm

Check square: 1 inch (25.4 mm) on each side.
If it measures anything else, print again at 100% with scaling off.

For your own stitching, gifts and handmade pieces you sell. Do not resell or share this PDF.

Sea turtle from above

6 inch hoop

Mirrored. Trace this page with an iron-on transfer pen or pencil, then press it ink side down on the fabric.



1 in
25.4 mm

Check square: 1 inch (25.4 mm) on each side.
If it measures anything else, print again at 100% with scaling off.

For your own stitching, gifts and handmade pieces you sell. Do not resell or share this PDF.