Ivory and gold sherwani neckline, cuffs

Sized for a 6 inch hoop (15 cm). The stitched design is about 4.2 × 4.7 in (10.7 × 11.9 cm).



Which color goes where.

Floss

- **DMC 3820 Dark Straw**
  Vines and button cups, placket edges and cuff edges (lighter) and 2 more parts
- **DMC 782 Dark Topaz**
  Placket edges, cuff edges and collar edges (darker)
- **DMC 712 Cream**
  Scallops, rosebuds (light), leaves (lighter)
- **DMC 842 Very Light Beige Brown**
  Rosebuds (dark)
- **DMC 3865 Winter White**
  Rosebuds (middle), leaves (darker), buttons
- **DMC 3822 Light Straw**
  Petal folds, calyxes (lighter)

Stitches

- **Couching**, 6 strands
  Placket edges, collar edges, cuff edges
- **Buttonhole stitch**, 1 strand
  Scallops
- **Stem stitch**, 1 to 3 strands
  Vines, petal folds
- **Satin stitch**, 2 strands
  Rosebuds, calyxes, button cups
- **Padded satin stitch**, 2 strands
  Rosebuds, leaves, buttons
- **Straight stitch**, 2 strands
  Calyxes

Three ways to transfer the pattern

1. **Fabric you can see through**
   Tape page 2 to a sunny window or lay it on a light box, tape the fabric over it and trace the lines with a sharp pencil or a water-soluble pen.
2. **Fabric you cannot see through**
   Lay dressmaker’s carbon paper colored side down on the fabric with page 2 on top, tape the layers and trace the lines firmly with a ballpoint pen.
3. **Iron-on**
   Go over the lines of page 3, the mirrored page, with an iron-on transfer pen, lay it ink side down on the fabric and press with a dry iron.

Pages 2 and 3 are the pattern at actual size. Print them at 100% with scaling turned off.

For your own stitching, gifts and handmade pieces you sell. Do not resell or share this PDF or copies of it.

Ivory and gold sherwani neckline, cuffs

6 inch hoop

Print at 100% (actual size). Do not scale or fit to page. Check the square below with a ruler before you trace.



1 in
25.4 mm

Check square: 1 inch (25.4 mm) on each side.
If it measures anything else, print again at 100% with scaling off.

For your own stitching, gifts and handmade pieces you sell. Do not resell or share this PDF or copies of it.

Ivory and gold sherwani neckline, cuffs

6 inch hoop

Mirrored. Trace this page with an iron-on transfer pen or pencil, then press it ink side down on the fabric.



1 in
25.4 mm

Check square: 1 inch (25.4 mm) on each side.
If it measures anything else, print again at 100% with scaling off.

For your own stitching, gifts and handmade pieces you sell. Do not resell or share this PDF or copies of it.