# Silver gray fleur-de-lis

6 inch (15 cm) hoop, 4.4 × 4.9 in (11.2 × 12.4 cm)



Colors by number: page 2.
Fabric: charcoal cotton or linen.

## Stitch in this order

Where a stitch page says otherwise, follow this list.

1. **Satin stitch**, 2 strands
   Turned tips, side tails, side petals, band shadow, drop



2. **Split stitch**, 1 strand
   Ridges



3. **Couching**, 4 strands
   Silver edge



4. **Padded satin stitch**, 2 strands
   Center tail, center petal, waist band, pearl



5. **French knot**
   4 strands, two wraps
   Knots of the pearl



Take out lines that still show, press face down, finish the hoop or sew a pillow.

## How to read it

Floss has six strands: cut 18 inches (45 cm), pull out the number named one at a time, and lay them together.

Start a filling with tiny stitches, a line with a small knot; end under stitches on the back.

Every stitch in pictures: flossfield.com/embroidery/stitches.

New to this: flossfield.com/embroidery/guides/how-to-start.

## Onto the fabric

Fabric that lets light through: page 3 on a bright light, the fabric over it; trace with a white pencil.

Other fabric: print page 3 on a sticky wash-away sheet, stick it on, stitch through it and rinse it away.

Or white or yellow carbon paper, colored side down, page 3 on top; trace with a ballpoint and go over a faint line with a white pencil.

Then hoop it, inner ring under, tight as a drum.

Buy: 6 colors of floss (page 2), one skein of each color (an estimate from the drawing's lines and shapes), embroidery needles size 9, and size 5 for 4 strands, a 6 inch (15 cm) hoop, a 9 inch (23 cm) square of charcoal cotton or linen, a white pencil.



For your own stitching, gifts and handmade pieces you sell. Do not resell or share this PDF or copies of it.

# Silver gray fleur-de-lis

**6 inch hoop**

A number is a color of the list. Fine lines show which way the stitches lie: do not stitch them.




**1** DMC 413 Dark Pewter Gray
**2** DMC BLANC White
**3** DMC 414 Dark Steel Gray
**4** DMC 318 Light Steel Gray
**5** DMC 415 Pearl Gray
**6** DMC 762 Very Light Pearl Gray



For your own stitching, gifts and handmade pieces you sell. Do not resell or share this PDF or copies of it.

# Silver gray fleur-de-lis

**6 inch hoop**

Print at 100% and measure the square. Trace the black lines only. The gray ring is the hoop: fold the fabric in four and lay the folds on its ticks.

On the drawing a ring is one French knot: mark a dot; a broken line inside a shape is where two shades meet: trace it, do not stitch it.




**1 in**
25.4 mm

Not 1 inch (25.4 mm)? Print again at 100%.



For your own stitching, gifts and handmade pieces you sell. Do not resell or share this PDF or copies of it.