Sindhi style geometric mirror neckline

Sized for a 6 inch hoop (15 cm). The stitched design is about 3.6 × 4.1 in (9.1 × 10.4 cm).



Which color goes where.

Three ways to transfer the pattern

1. **Fabric you can see through**
   Tape page 2 to a sunny window or lay it on a light box, tape the fabric over it and trace the lines with a sharp pencil or a water-soluble pen.
2. **Fabric you cannot see through**
   Lay dressmaker's carbon paper colored side down on the fabric with page 2 on top, tape the layers and trace the lines firmly with a ballpoint pen.
3. **Iron-on**
   Go over the lines of page 3, the mirrored page, with an iron-on transfer pen, lay it ink side down on the fabric and press with a dry iron.

Pages 2 and 3 are the pattern at actual size. Print them at 100% with scaling turned off.

Floss

- **DMC 911 Medium Emerald Green**
  Frame
- **DMC 3865 Winter White**
  Mirror rings and mirrors (lighter), frame chain
- **DMC 349 Dark Coral**
  Straps (darker), outer teeth
- **DMC 3607 Light Plum**
  Inner triangles, mirror rings (darker)
- **DMC 725 Medium Light Topaz**
  Straps (lighter), flower centers
- **DMC 932 Light Antique Blue**
  Mirrors (darker)
- **DMC 554 Light Violet**
  Flowers

Stitches

- **Satin stitch**, 2 strands
  Frame, outer teeth, inner triangles, straps, mirrors, flowers
- **Chain stitch**, 2 strands
  Frame chain
- **Straight stitch**, 2 strands
  Mirrors
- **Buttonhole stitch**, 2 strands
  Mirror rings
- **French knot**, 2 strands, two wraps
  Flower centers

In a 6 inch hoop the French knots are drawn smaller than about 2 mm (a little over 1/16 in). Use one strand of floss for them there, or choose a larger hoop.

For your own stitching, gifts and handmade pieces you sell. Do not resell or share this PDF or copies of it.

Sindhi style geometric mirror neckline

6 inch hoop

Print at 100% (actual size). Do not scale or fit to page. Check the square below with a ruler before you trace.



1 in
25.4 mm

Check square: 1 inch (25.4 mm) on each side.
If it measures anything else, print again at 100% with scaling off.

For your own stitching, gifts and handmade pieces you sell. Do not resell or share this PDF or copies of it.

Sindhi style geometric mirror neckline

6 inch hoop

Mirrored. Trace this page with an iron-on transfer pen or pencil, then press it ink side down on the fabric.



1 in
25.4 mm

Check square: 1 inch (25.4 mm) on each side.
If it measures anything else, print again at 100% with scaling off.

For your own stitching, gifts and handmade pieces you sell. Do not resell or share this PDF or copies of it.