# Small easy peacock with a fan tail

Sized for a 6 inch hoop (15 cm). The stitched design is about 3.5 × 2.7 in (8.9 × 6.9 cm).



Which color goes where.

## Three ways to transfer the pattern

1. **Fabric you can see through**
   Tape page 2 to a sunny window or lay it on a light box, tape the fabric over it and trace the lines with a sharp pencil or a water-soluble pen.
2. **Fabric you cannot see through**
   Lay dressmaker's carbon paper colored side down on the fabric with page 2 on top, tape the layers and trace the lines firmly with a ballpoint pen.
3. **Iron-on**
   Go over the lines of page 3, the mirrored page, with an iron-on transfer pen, lay it ink side down on the fabric and press with a dry iron.

Pages 2 and 3 are the pattern at actual size. Print them at 100% with scaling turned off.

## Floss

- **DMC 783 Medium Topaz**
  Fan rim, eye centers, tail feather edge, toes, legs and bill
- **DMC 3848 Medium Teal Green**
  Large eyes, rays and crest knots, breast feathers (darker)
- **DMC 336 Navy Blue**
  Head and neck, short rays, feather edges, thighs and eye hearts and 4 more parts
- **DMC 964 Light Seagreen**
  Breast feathers (lighter), small eyes
- **DMC 3830 Terra Cotta**
  Short tail feathers and seed knots
- **DMC 712 Cream**
  Face

## Stitches

- **Split stitch**, 3 strands
  Fan rim
- **Stem stitch**, 2 to 3 strands
  Rays, short rays, tail feather edge, legs, body edge
- **Satin stitch**, 2 strands
  Large eyes, eye centers, small eyes, short tail feathers, thighs, breast feathers, head and neck, bill, face
- **French knot**, 1 to 2 strands, two wraps
  Eye hearts, small eye knots, seed knots, eye, crest knots
- **Straight stitch**, 2 to 3 strands
  Toes, crest
- **Back stitch**, 1 strand
  Feather edges



For your own stitching, gifts and handmade pieces you sell. Do not resell or share this PDF or copies of it.

# Small easy peacock with a fan tail

**6 inch hoop**

Print at 100% (actual size). Do not scale or fit to page. Check the square below with a ruler before you trace.




**1 in**
25.4 mm

Check square: 1 inch (25.4 mm) on each side.
If it measures anything else, print again at 100% with scaling off.



For your own stitching, gifts and handmade pieces you sell. Do not resell or share this PDF or copies of it.

# Small easy peacock with a fan tail

**6 inch hoop**

Mirrored. Trace this page with an iron-on transfer pen or pencil, then press it ink side down on the fabric.




**1 in**
25.4 mm

Check square: 1 inch (25.4 mm) on each side.
If it measures anything else, print again at 100% with scaling off.



For your own stitching, gifts and handmade pieces you sell. Do not resell or share this PDF or copies of it.