Small white medical cross on green

Sized for a 6 inch hoop (15 cm). The stitched design is about 3.4 × 3.4 in (8.6 × 8.6 cm).



Which color goes where.

Three ways to transfer the pattern

1. **Fabric you can see through**
   Tape page 2 to a sunny window or lay it on a light box, tape the fabric over it and trace the lines with a sharp pencil or a water-soluble pen.
2. **Fabric you cannot see through**
   Lay dressmaker's carbon paper colored side down on the fabric with page 2 on top, tape the layers and trace the lines firmly with a ballpoint pen.
3. **Iron-on**
   Go over the lines of page 3, the mirrored page, with an iron-on transfer pen, lay it ink side down on the fabric and press with a dry iron.

Pages 2 and 3 are the pattern at actual size. Print them at 100% with scaling turned off.

Floss

- **DMC 911 Medium Emerald Green**
  Rim and mint ring
- **DMC 743 Medium Yellow**
  Gold ring, front petals and gold buds
- **DMC 955 Light Nile Green**
  Sprig leaves (lighter), quilted line and sprig stems
- **DMC 913 Medium Nile Green**
  Sprig leaves (darker)
- **DMC B5200 Snow White**
  Cross arms, cross frame and cross edge
- **DMC 741 Medium Tangerine**
  Back petals
- **DMC 920 Medium Copper**
  Flower heart

Stitches

- **Buttonhole stitch**, 4 strands
  Rim
- **Running stitch**, 5 to 6 strands
  Gold ring, mint ring, quilted line
- **Satin stitch**, 2 strands
  Sprig leaves, back petals, front petals
- **Stem stitch**, 2 to 3 strands
  Sprig stems
- **French knot**, 2 strands, two wraps
  Gold buds, flower heart
- **Padded satin stitch**, 2 strands
  Cross frame, cross arms
- **Split stitch**, 1 to 2 strands
  Cross edge, back petals, front petals

For your own stitching, gifts and handmade pieces you sell. Do not resell or share this PDF.

Small white medical cross on green

6 inch hoop

Print at 100% (actual size). Do not scale or fit to page. Check the square below with a ruler before you trace.

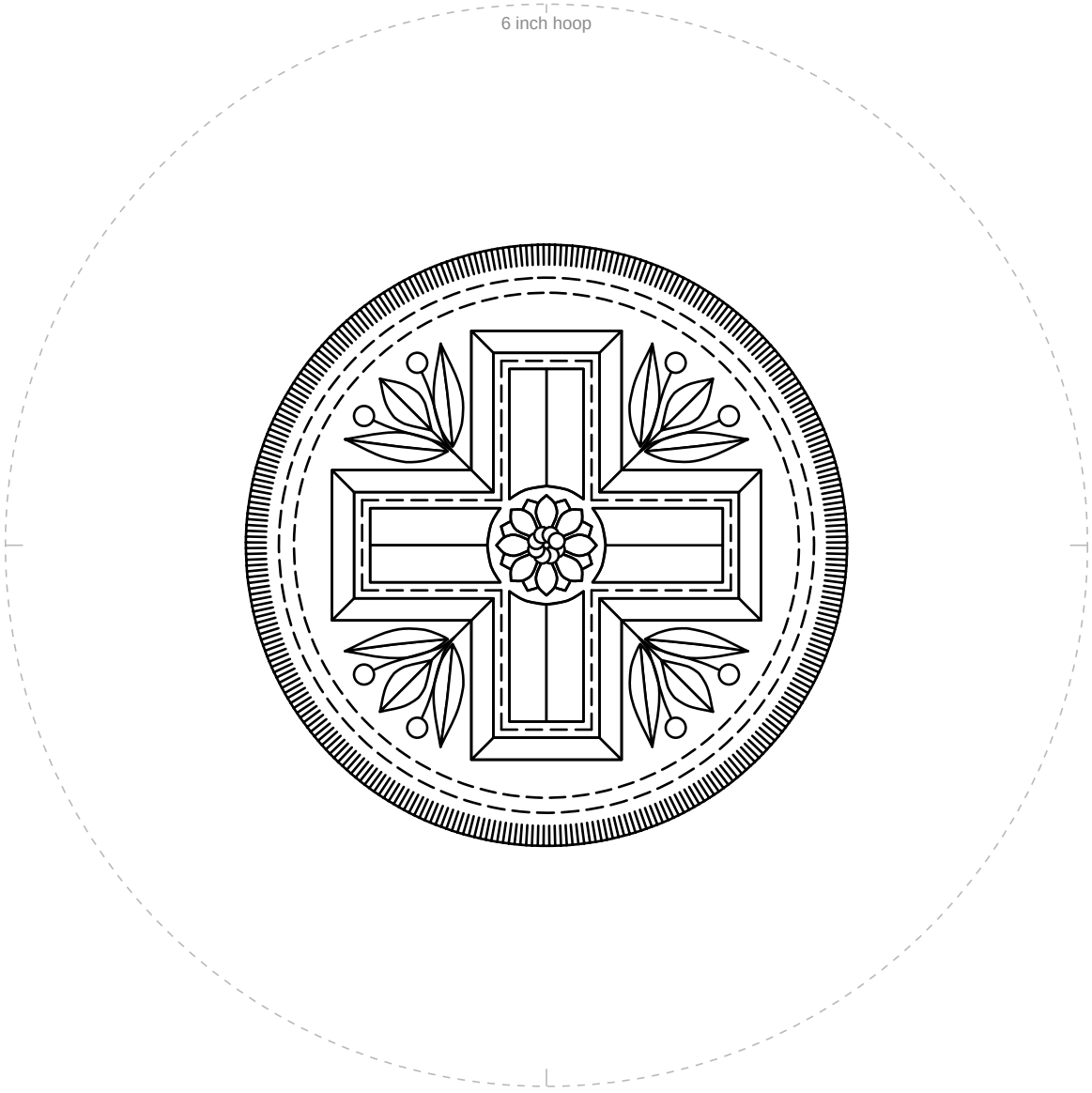

1 in
25.4 mm

Check square: 1 inch (25.4 mm) on each side.
If it measures anything else, print again at 100% with scaling off.

For your own stitching, gifts and handmade pieces you sell. Do not resell or share this PDF.

Small white medical cross on green

6 inch hoop

Mirrored. Trace this page with an iron-on transfer pen or pencil, then press it ink side down on the fabric.

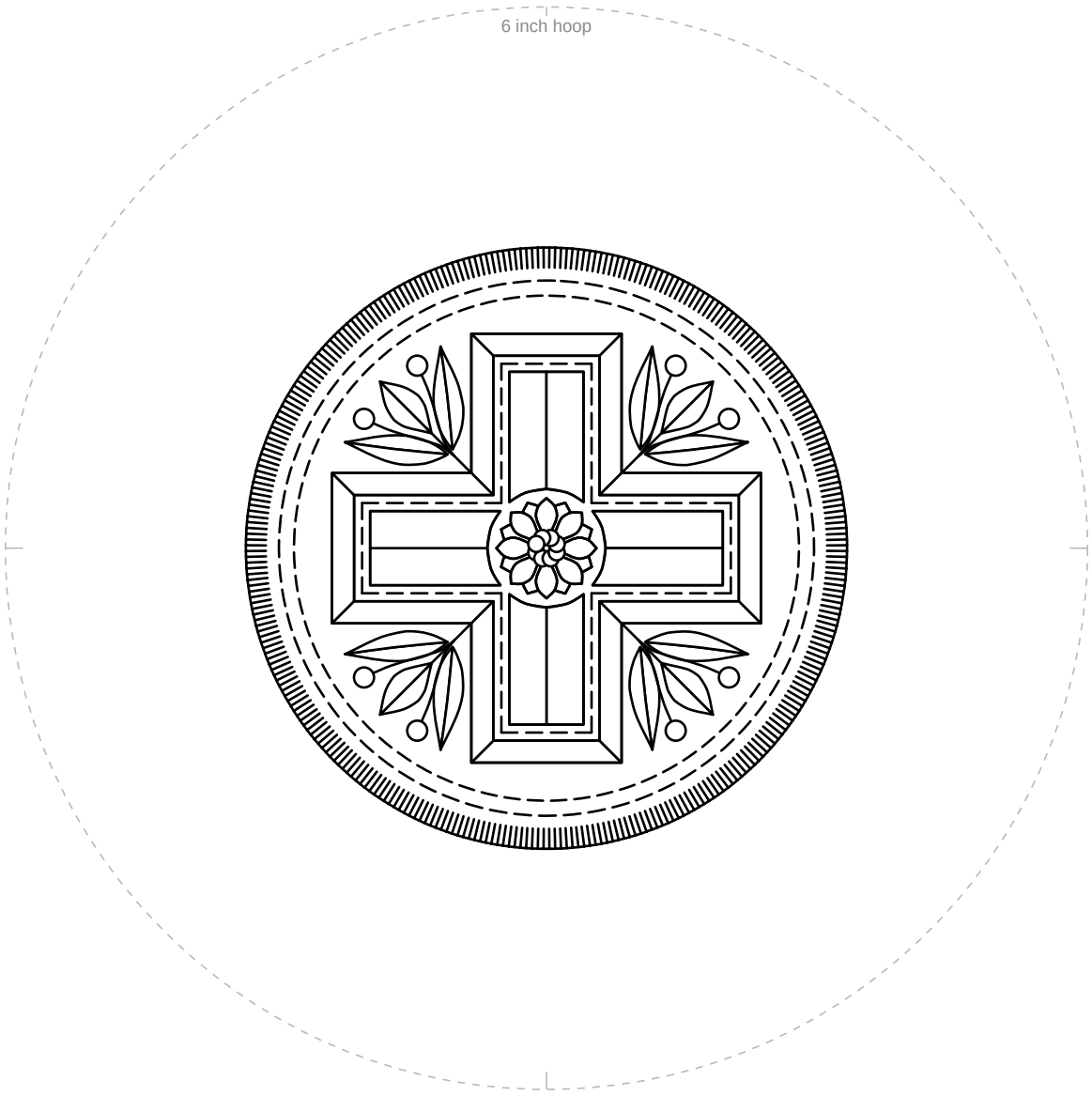

1 in
25.4 mm

Check square: 1 inch (25.4 mm) on each side.
If it measures anything else, print again at 100% with scaling off.

For your own stitching, gifts and handmade pieces you sell. Do not resell or share this PDF.