Small Mount Fuji in snow

Sized for a 6 inch hoop (15 cm). The stitched design is about 3.2 × 3.2 in (8.1 × 8.1 cm).



Which color goes where.

Floss

- **DMC 351 Coral**
  Sun and reflected sun
- **DMC 775 Very Light Baby Blue**
  Reflected snow cap, snowy bank, snow cap and clouds (darker)
- **DMC 794 Light Cornflower Blue**
  Shaded slope and reflected mountain (lighter), sunlit slope (darker)
- **DMC 3807 Cornflower Blue**
  Shaded slope and reflected mountain (darker)
- **DMC 341 Light Blue Violet**
  Sunlit slope (lighter)
- **DMC BLANC White**
  Rim and snow on the pines, snow cap, snowy bank and clouds (lighter)
- **DMC 597 Turquoise**
  Lake
- **DMC 3814 Aquamarine**
  Pines (darker)
- **DMC 964 Light Seagreen**
  Pines (lighter)

Stitches

- **Satin stitch**, 2 strands
  Sun, clouds, shaded slope, sunlit slope, snow cap, reflected mountain, lake, reflected snow cap, reflected sun, pines, snow on the pines, snowy bank
- **Chain stitch**, 6 strands
  Rim

Three ways to transfer the pattern

1. **Fabric you can see through**
   Tape page 2 to a sunny window or lay it on a light box, tape the fabric over it and trace the lines with a sharp pencil or a water-soluble pen.
2. **Fabric you cannot see through**
   Lay dressmaker's carbon paper colored side down on the fabric with page 2 on top, tape the layers and trace the lines firmly with a ballpoint pen.
3. **Iron-on**
   Go over the lines of page 3, the mirrored page, with an iron-on transfer pen, lay it ink side down on the fabric and press with a dry iron.

Pages 2 and 3 are the pattern at actual size. Print them at 100% with scaling turned off.

For your own stitching, gifts and handmade pieces you sell. Do not resell or share this PDF.

Small Mount Fuji in snow

6 inch hoop

Print at 100% (actual size). Do not scale or fit to page. Check the square below with a ruler before you trace.



1 in
25.4 mm

Check square: 1 inch (25.4 mm) on each side.
If it measures anything else, print again at 100% with scaling off.

For your own stitching, gifts and handmade pieces you sell. Do not resell or share this PDF.

Small Mount Fuji in snow

6 inch hoop

Mirrored. Trace this page with an iron-on transfer pen or pencil, then press it ink side down on the fabric.

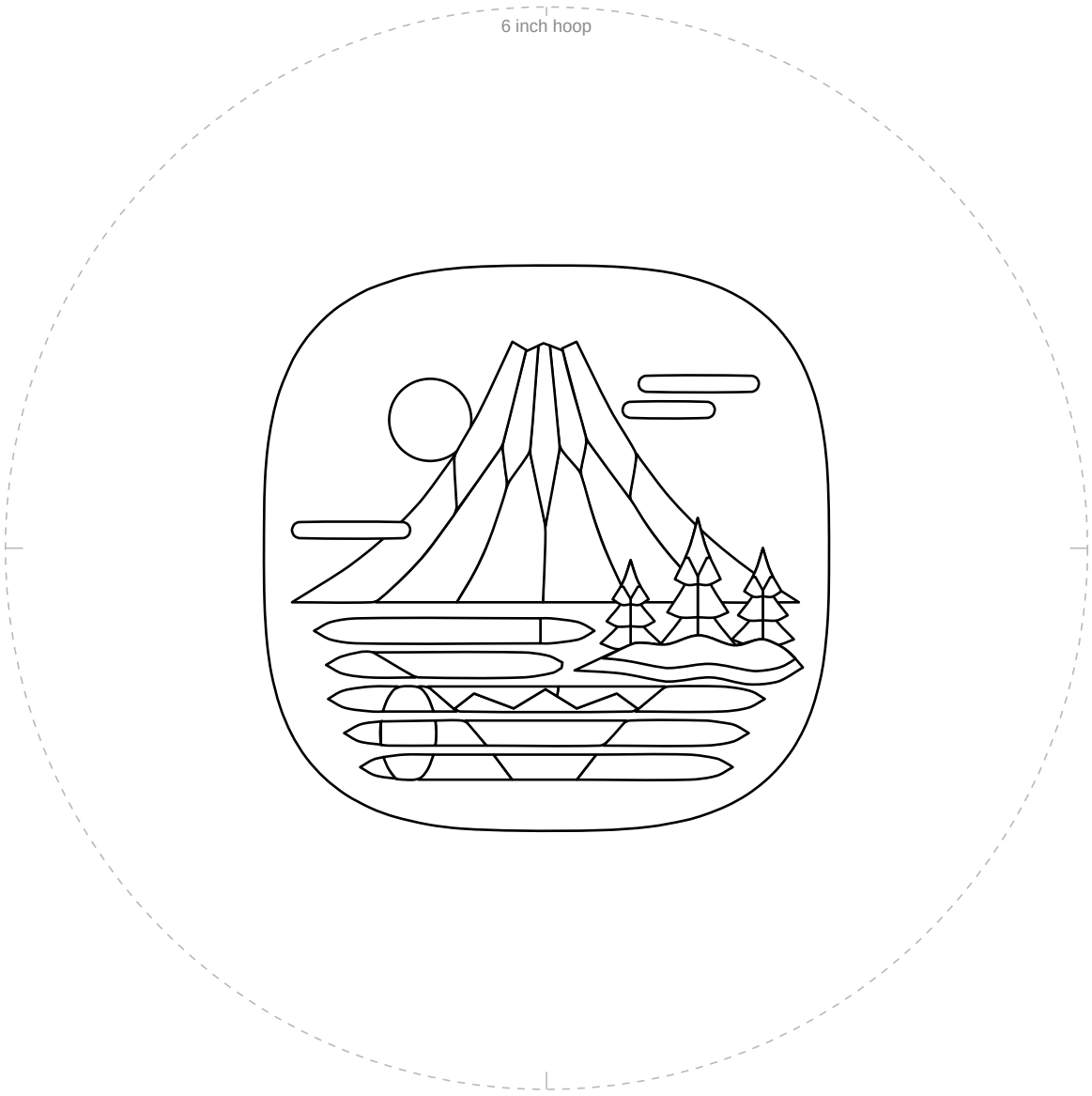

1 in
25.4 mm

Check square: 1 inch (25.4 mm) on each side.
If it measures anything else, print again at 100% with scaling off.

For your own stitching, gifts and handmade pieces you sell. Do not resell or share this PDF.