Small waving Texas flag

Sized for a 6 inch hoop (15 cm). The stitched design is about 3.8 × 4.5 in (9.7 × 11.4 cm).



Which color goes where: by number on page 2.

Stitch in this order

Filled parts from the back of the picture forward, then lines and knots.

1. **Satin stitch**, 2 strands
   Bluebonnet petals, star, cords, finial, finial collar
2. **Long and short stitch**, 1 strand
   Pole, blue field, white stripe, red stripe
3. **Fishbone stitch**, 2 strands
   Leaves
4. **Stem stitch**, 3 strands
   Flower stems
5. **Split stitch**, 2 strands
   Blue field edge, white stripe edge, red stripe edge
6. **French knot**, 2 strands, two wraps
   Buds, white spots

Floss

- **1 DMC 3362 Dark Pine Green**
  Leaves (darker), flower stems
- **2 DMC 32 Dark Blueberry**
  Bluebonnet petals (darkest)
- **3 DMC 3839 Medium Lavender Blue**
  Bluebonnet petals (light)
- **4 DMC 797 Royal Blue**
  Blue field (light), bluebonnet petals (dark)
- **5 DMC 156 Medium Light Blue Violet**
  Bluebonnet petals (lightest)
- **6 DMC 159 Light Gray Blue**
  White stripe (middle), buds
- **7 DMC BLANC White**
  White stripe (lightest), star (lighter), white spots and cords
- **8 DMC 434 Light Brown** Pole (middle)
- **9 DMC 801 Dark Coffee Brown** Pole (dark)
- **10 DMC 436 Tan** Pole (light)
- **11 DMC 798 Dark Delft Blue** Blue field (lightest)
- **12 DMC 939 Very Dark Navy Blue**
  Blue field (darkest), blue field edge
- **13 DMC 336 Navy Blue** Blue field (dark)
- **14 DMC 3756 Ultra Very Light Baby Blue**
  White stripe (light), star (darker)
- **15 DMC 666 Bright Red** Red stripe (lightest)
- **16 DMC 321 Red** Red stripe (light)
- **17 DMC 161 Gray Blue**
  White stripe edge, white stripe (darkest)
- **18 DMC 814 Dark Garnet**
  Red stripe (darkest), red stripe edge
- **19 DMC 160 Medium Gray Blue** White stripe (dark)
- **20 DMC 815 Medium Garnet** Red stripe (dark)
- **21 DMC 3820 Dark Straw** Finial (lighter)
- **22 DMC 782 Dark Topaz** Finial collar, finial (darker)
- **23 DMC 3364 Pine Green** Leaves (lighter)

Three ways to transfer the pattern

1. **Fabric you can see through**
   Tape page 3 to a sunny window or lay it on a light box, tape the fabric over it and trace the lines with a sharp pencil or a water-soluble pen.
2. **Fabric you cannot see through**
   Lay dressmaker's carbon paper colored side down on the fabric with page 3 on top, tape the layers and trace the lines firmly with a ballpoint pen.
3. **Iron-on: the lines stay**
   Go over the lines of page 4, the mirrored page, with an iron-on transfer pen, lay it ink side down on the fabric and press with a dry iron, as the pen's packet says.

Pages 3 and 4 are the pattern at actual size. Print them at 100% with scaling turned off. Then put the fabric in the hoop: inner ring under, drawing up, tight as a drum.

For your own stitching, gifts and handmade pieces you sell. Do not resell or share this PDF or copies of it.

Small waving Texas flag

6 inch hoop

How to read it

Floss is six strands. Cut 18 inches (45 cm), pull out the number given one at a time, and lay them together.

Inside a filled shape start with two or three tiny stitches, which the filling covers. Start a line with a small knot on the back. End each thread by running the needle under the backs of a few stitches.

Each small ring is one French knot. A fine broken line inside a shape is where two shades meet: trace it, do not stitch it.

A number on the picture is a color of the list of floss on page 1. The fine lines on the colors show which way the stitches lie.

Every stitch in pictures: flossfield.com/embroidery/stitches. The first time: flossfield.com/embroidery/guides/how-to-start.



1	DMC 3362 Dark Pine Green	9	DMC 801 Dark Coffee Brown	17	DMC 161 Gray Blue
2	DMC 32 Dark Blueberry	10	DMC 436 Tan	18	DMC 814 Dark Garnet
3	DMC 3839 Medium Lavender Blue	11	DMC 798 Dark Delft Blue	19	DMC 160 Medium Gray Blue
4	DMC 797 Royal Blue	12	DMC 939 Very Dark Navy Blue	20	DMC 815 Medium Garnet
5	DMC 156 Medium Light Blue Violet	13	DMC 336 Navy Blue	21	DMC 3820 Dark Straw
6	DMC 159 Light Gray Blue	14	DMC 3756 Ultra Very Light Baby Blue	22	DMC 782 Dark Topaz
7	DMC BLANC White	15	DMC 666 Bright Red	23	DMC 3364 Pine Green
8	DMC 434 Light Brown	16	DMC 321 Red		

For your own stitching, gifts and handmade pieces you sell. Do not resell or share this PDF or copies of it.

Small waving Texas flag

6 inch hoop

Print at 100% and check the square below with a ruler. Fold the fabric in four: the folds meet the four ticks of the ring.



1 in
25.4 mm

Check square: 1 inch (25.4 mm) on each side.
If it measures anything else, print again at 100% with scaling off.

For your own stitching, gifts and handmade pieces you sell. Do not resell or share this PDF or copies of it.

Small waving Texas flag

6 inch hoop

Mirrored. Trace this page with an iron-on transfer pen or pencil, then press it ink side down on the fabric.



1 in
25.4 mm

Check square: 1 inch (25.4 mm) on each side.
If it measures anything else, print again at 100% with scaling off.

For your own stitching, gifts and handmade pieces you sell. Do not resell or share this PDF or copies of it.