Pine branch snowflake

6 inch (15 cm) hoop, 4.3 × 4.8 in (10.9 × 12.2 cm)



Colors by number: page 2.

What you need

A 6 inch (15 cm) hoop.

A 9 inch (23 cm) square of white or light cotton or linen.

An embroidery needle, size 9.

8 colors of floss (page 2): 2 skeins of DMC 500, 4 of DMC 3362 and 2 of DMC 3347; one of each other color (an estimate from the drawing's lines and shapes).

A water-soluble pen, and small scissors.

Onto the fabric

Fabric you can see through: page 3 taped to a sunny window, the fabric over it; trace.

Other fabric: dressmaker's carbon paper, colored side down, page 3 on top; trace with a ballpoint.

Iron-on pen: go over page 4, the mirrored page, and press it ink side down as the pen's packet says. The lines stay.

Then hoop it, inner ring under, tight as a drum.

How to read it

Floss has six strands: cut 18 inches (45 cm), pull out the number named one at a time, and lay them together.

Start a filling with tiny stitches, a line with a small knot; end under stitches on the back.

Every stitch in pictures: flossfield.com/embroidery/stitches.

New to this: flossfield.com/embroidery/guides/how-to-start.

Stitch in this order

Where a stitch page says otherwise, follow this list.

1. **Straight stitch**, 2 strands
   Pine needles



2. **Stem stitch**
   2 strands: twigs
   3 strands: boughs

3. **Satin stitch**, 2 strands
   Cones (color 8)



Stitch in this order, continued

4. **Long and short stitch**
   1 strand
   Cones (color 4), cone scales



5. **Straight stitch**, 1 strand
   Berry highlights



6. **Padded satin stitch**, 2 strands
   Snow, cranberries, center berry



Take out lines that still show, press face down, finish the hoop or sew a pillow.

For your own stitching, gifts and handmade pieces you sell. Do not resell or share this PDF or copies of it.

Pine branch snowflake

6 inch hoop

A number is a color of the list. Fine lines show which way the stitches lie: do not stitch them.



1 DMC 500 Very Dark Blue Green	**4** DMC 801 Dark Coffee Brown	**7** DMC 3705 Dark Melon
2 DMC 3362 Dark Pine Green	**5** DMC B5200 Snow White	**8** DMC 3371 Black Brown
3 DMC 3347 Medium Yellow Green	**6** DMC 304 Medium Red	

For your own stitching, gifts and handmade pieces you sell. Do not resell or share this PDF or copies of it.

Pine branch snowflake

6 inch hoop

Print at 100% and measure the square. Trace the black lines only. The gray ring is the hoop: fold the fabric in four and lay the folds on its ticks.
On the drawing a broken line inside a shape is where two shades meet: trace it, do not stitch it.



1 in
25.4 mm

Not 1 inch (25.4 mm)? Print again at 100%.

For your own stitching, gifts and handmade pieces you sell. Do not resell or share this PDF or copies of it.

Pine branch snowflake

6 inch hoop

For an iron-on pen only. Go over the lines, press ink side down.



1 in
25.4 mm

Not 1 inch (25.4 mm)? Print again at 100%.

For your own stitching, gifts and handmade pieces you sell. Do not resell or share this PDF or copies of it.