Snowy birch forest bookmark

Sized for a 6 inch hoop (15 cm). The stitched design is about 2.2 × 4.7 in (5.6 × 11.9 cm).



Which color goes where.

Stitches

- **Long and short stitch**, 1 strand
  Moon, far birches, far snow, middle snow, near birches, near snow, fox shadow, fox legs, fox body, fox haunch, fox bib, fox tail, and 7 more
- **Stem stitch**, 1 to 4 strands
  Boughs, twigs, berry stems
- **Satin stitch**, 2 strands
  Bark marks, ear insides, fox eyes, fox nose, owl face, border band
- **Straight stitch**, 1 to 3 strands
  Bark marks, eye lights, owl beak, owl feet, stars
- **Split stitch**, 1 strand
  Fox haunch, fox shoulder, fox tail edge, owl wings
- **French knot**, 2 strands, two wraps
  Owl eyes, berries
- **Padded satin stitch**, 2 strands
  Scallops

Three ways to transfer the pattern

1. **Fabric you can see through**
   Tape page 2 to a sunny window or lay it on a light box, tape the fabric over it and trace the lines with a sharp pencil or a water-soluble pen.

2. **Fabric you cannot see through**
   Lay dressmaker's carbon paper colored side down on the fabric with page 2 on top, tape the layers and trace the lines firmly with a ballpoint pen.

3. **Iron-on**
   Go over the lines of page 3, the mirrored page, with an iron-on transfer pen, lay it ink side down on the fabric and press with a dry iron.

Pages 2 and 3 are the pattern at actual size. Print them at 100% with scaling turned off.

Floss

- **DMC 3078 Very Light Golden Yellow**
  Moon (middle)
- **DMC 3822 Light Straw**
  Moon (dark), owl feet and owl beak
- **DMC 746 Off White** Moon (light)
- **DMC 931 Medium Antique Blue**
  Far snow (dark), middle snow and near birches (darkest), far birches (darker)
- **DMC 932 Light Antique Blue**
  Far snow (middle), middle snow (dark), near snow (darkest) and 2 more parts
- **DMC 3752 Very Light Antique Blue**
  Near birches (dark), far snow (light), middle snow (middle) and 2 more parts
- **DMC 3756 Ultra Very Light Baby Blue**
  Near snow and middle snow (light)
- **DMC BLANC White**
  Near birches and middle snow (lightest), scallops and border band and 6 more parts
- **DMC 762 Very Light Pearl Gray**
  Near birches (light), twigs and boughs
- **DMC 3799 Very Dark Pewter Gray**
  Bark marks, fox legs, berry stems, ear insides, owl eyes, fox nose and fox eyes
- **DMC 921 Copper**
  Fox body, fox head, fox haunch and fox ears (light), fox tail (middle)
- **DMC 918 Dark Red Copper**
  Fox body, fox haunch, fox ears and fox head (darkest), fox shoulder and fox tail edge
- **DMC 920 Medium Copper**
  Fox body, fox head, fox tail, fox haunch and fox ears (dark)
- **DMC 922 Light Copper**
  Fox haunch, fox body, fox ears and fox head (lightest), fox tail (light)
- **DMC 3823 Ultra Pale Yellow**
  Fox cheeks, fox bib and fox tail tip (darker)
- **DMC 3031 Very Dark Mocha Brown**
  Owl (darker), owl tail
- **DMC 3790 Ultra Dark Beige Gray**
  Owl (lighter), owl breast (darker)
- **DMC 3782 Light Mocha Brown**
  Owl breast (lighter), owl wings
- **DMC 739 Ultra Very Light Tan** Owl face
- **DMC 321 Red** Berries

For your own stitching, gifts and handmade pieces you sell. Do not resell or share this PDF or copies of it.

Snowy birch forest bookmark

6 inch hoop

Print at 100% (actual size). Do not scale or fit to page. Check the square below with a ruler before you trace.



1 in
25.4 mm

Check square: 1 inch (25.4 mm) on each side.
If it measures anything else, print again at 100% with scaling off.

For your own stitching, gifts and handmade pieces you sell. Do not resell or share this PDF or copies of it.

Snowy birch forest bookmark

6 inch hoop

Mirrored. Trace this page with an iron-on transfer pen or pencil, then press it ink side down on the fabric.



1 in
25.4 mm

Check square: 1 inch (25.4 mm) on each side.
If it measures anything else, print again at 100% with scaling off.

For your own stitching, gifts and handmade pieces you sell. Do not resell or share this PDF or copies of it.