Solar eclipse corona

6 inch (15 cm) hoop, 4.8 × 3.9 in (12.2 × 9.9 cm)



Colors by number: page 2.
Fabric: charcoal cotton or linen.

What you need

A 6 inch (15 cm) hoop.

A 9 inch (23 cm) square of charcoal cotton or linen.

An embroidery needle, size 9.

12 colors of floss (page 2): one skein of each color (an estimate from the drawing's lines and shapes).

A white pencil, and small scissors.

Onto the fabric

Fabric that lets light through: page 3 on a bright light, the fabric over it; trace with a white pencil.

Other fabric: print page 3 on a sticky wash-away sheet, stick it on, stitch through it and rinse it away.

Or white or yellow carbon paper, colored side down, page 3 on top; trace with a ballpoint and go over a faint line with a white pencil.

Then hoop it, inner ring under, tight as a drum.

How to read it

Floss has six strands: cut 18 inches (45 cm), pull out the number named one at a time, and lay them together.

Start a filling with tiny stitches, a line with a small knot; end under stitches on the back.

Every stitch in pictures: flossfield.com/embroidery/stitches.

New to this: flossfield.com/embroidery/guides/how-to-start.

Stitch in this order

Where a stitch page says otherwise, follow this list.

1. **Long and short stitch**
   1 strand, colors 1, 2, 3, 4, 5, 6, 7, 8, 9, 10, 11
   Outer veil, corona, flames, moon disc



2. **Satin stitch**
   2 strands, colors 8, 12
   Bright ring, diamond rays



3. **Straight stitch**, 1 strand, color 8
   Ring rays



4. **Split stitch**, colors 9, 10, 11
   1 strand: edges of the flames
   2 strands: moon edge

5. **Padded satin stitch**
   2 strands, color 12
   Diamond



Take out lines that still show, press face down, finish the hoop or sew a pillow.

For your own stitching, gifts and handmade pieces you sell. Do not resell or share this PDF or copies of it.

Solar eclipse corona

6 inch hoop

A number is a color of the list. Fine lines show which way the stitches lie: do not stitch them.



1	DMC 3750 Very Dark Antique Blue	**5**	DMC 3752 Very Light Antique Blue	**9**	DMC 3341 Apricot
2	DMC 930 Dark Antique Blue	**6**	DMC 3753 Ultra Very Light Antique Bl...	**10**	DMC 3340 Medium Apricot
3	DMC 931 Medium Antique Blue	**7**	DMC 762 Very Light Pearl Gray	**11**	DMC 310 Black
4	DMC 932 Light Antique Blue	**8**	DMC 712 Cream	**12**	DMC B5200 Snow White

For your own stitching, gifts and handmade pieces you sell. Do not resell or share this PDF or copies of it.

Solar eclipse corona

6 inch hoop

Print at 100% and measure the square. Trace the black lines only. The gray ring is the hoop: fold the fabric in four and lay the folds on its ticks.

On the drawing a broken line inside a shape is where two shades meet: trace it, do not stitch it.



1 in
25.4 mm

Not 1 inch (25.4 mm)? Print again at 100%.

For your own stitching, gifts and handmade pieces you sell. Do not resell or share this PDF or copies of it.