Split anchor monogram frame

Sized for a 6 inch hoop (15 cm). The stitched design is about 4.1 × 5 in (10.4 × 12.7 cm).



Which color goes where.

Three ways to transfer the pattern

1. **Fabric you can see through**
   Tape page 2 to a sunny window or lay it on a light box, tape the fabric over it and trace the lines with a sharp pencil or a water-soluble pen.
2. **Fabric you cannot see through**
   Lay dressmaker's carbon paper colored side down on the fabric with page 2 on top, tape the layers and trace the lines firmly with a ballpoint pen.
3. **Iron-on**
   Go over the lines of page 3, the mirrored page, with an iron-on transfer pen, lay it ink side down on the fabric and press with a dry iron.

Pages 2 and 3 are the pattern at actual size. Print them at 100% with scaling turned off.

Floss

- **DMC 351 Coral**
  Shackle, scroll beads, drops, crossing diamond and crown heart, rule knots (darker)
- **DMC 3820 Dark Straw**
  Collar, shackle bolts, shackle pin and neck rings, rule knots (lighter)
- **DMC 311 Medium Navy Blue**
  Shank and scrolls (darkest), arms, stock, rules, flukes, inner rules and shank head
- **DMC 3842 Very Dark Wedgwood**
  Shank and scrolls (dark)
- **DMC 3760 Medium Wedgwood**
  Seams, crown, crossing and stock ends, shank and scrolls (middle)
- **DMC 518 Light Wedgwood**
  Shank and scrolls (light)
- **DMC 519 Sky Blue**
  Shank and scrolls (lightest)
- **DMC 598 Light Turquoise**
  Shank ridge, arms light, stock light and flukes light
- **DMC 3824 Light Apricot**
  Rope bow (lighter)
- **DMC 350 Medium Coral**
  Rope bow (darker), rope knot and rope knots

Stitches

- **Satin stitch**, 2 strands
  Shackle, shackle pin, rules, shank and scrolls, shank ridge, shank head, stock light, stock, neck rings, crossing, collar, arms light, and 5 more
- **Stem stitch**, 2 to 3 strands
  Seams, inner rules
- **Padded satin stitch**, 2 strands
  Scroll beads, drops, shackle bolts, stock ends, crossing diamond, crown heart, rope knots, rope knot
- **French knot**, 2 strands, two wraps
  Rule knots

For your own stitching, gifts and handmade pieces you sell. Do not resell or share this PDF or copies of it.

Split anchor monogram frame

6 inch hoop

Print at 100% (actual size). Do not scale or fit to page. Check the square below with a ruler before you trace.



1 in
25.4 mm

Check square: 1 inch (25.4 mm) on each side.
If it measures anything else, print again at 100% with scaling off.

For your own stitching, gifts and handmade pieces you sell. Do not resell or share this PDF or copies of it.

Split anchor monogram frame

6 inch hoop

Mirrored. Trace this page with an iron-on transfer pen or pencil, then press it ink side down on the fabric.



1 in
25.4 mm

Check square: 1 inch (25.4 mm) on each side.
If it measures anything else, print again at 100% with scaling off.

For your own stitching, gifts and handmade pieces you sell. Do not resell or share this PDF or copies of it.