Split stitch heart rosette

6 inch (15 cm) hoop, 4.2 × 4 in (10.7 × 10.2 cm)



A number is a row of the list.

Floss

- **DMC 815 Medium Garnet**
  Hearts
- **DMC 351 Coral**
  Small hearts inside the hearts
- **DMC 3852 Very Dark Straw**
  Ring at the center and knots at the center

What you need

A 6 inch (15 cm) hoop.

A 9 inch (23 cm) square of white or light cotton or linen.

An embroidery needle, size 7.

One skein of each color (an estimate from the drawing's lines and shapes).

A water-soluble pen, and small scissors.

Onto the fabric

Fabric you can see through: page 2 taped to a sunny window, the fabric over it; trace.

Other fabric: dressmaker's carbon paper, colored side down, page 2 on top; trace with a ballpoint.

Iron-on pen: go over page 3, the mirrored page, and press it ink side down as the pen's packet says. The lines stay.

Then hoop it, inner ring under, tight as a drum.

How to read it

Floss has six strands: cut 18 inches (45 cm), pull out the number named one at a time, and lay them together.

Start with a small knot on the back; end under a few stitches.

Every stitch in pictures: flossfield.com/embroidery/stitches.

New to this: flossfield.com/embroidery/guides/how-to-start.

Stitch in this order

Where a stitch page says otherwise, follow this list.

1. **Split stitch**, 2 or 3 strands
   Hearts, small hearts inside the hearts, ring at the center

Stitch in this order, continued

2. **French knot**
   2 strands, two wraps
   Knots at the center



Take out lines that still show, press face down, finish the hoop.

For your own stitching, gifts and handmade pieces you sell. Do not resell or share this PDF or copies of it.

Split stitch heart rosette

6 inch hoop

Print at 100% and measure the square. Trace the black lines only. The gray ring is the hoop: fold the fabric in four and lay the folds on its ticks.
On the drawing a ring is one French knot: mark a dot.



1 in
25.4 mm

Not 1 inch (25.4 mm)? Print again at 100%.

For your own stitching, gifts and handmade pieces you sell. Do not resell or share this PDF or copies of it.

Split stitch heart rosette

6 inch hoop

For an iron-on pen only. Go over the lines, press ink side down.



1 in
25.4 mm

Not 1 inch (25.4 mm)? Print again at 100%.

For your own stitching, gifts and handmade pieces you sell. Do not resell or share this PDF or copies of it.