Squirrel cuckoo clock with acorns

Sized for a 6 inch hoop (15 cm). The stitched design is about 4.7 × 4.8 in (11.9 × 12.2 cm).



Which color goes where.

Stitches

- **Long and short stitch**, 1 strand
  Clock case, doorway, dial, acorn weights, oak leaf pendulum, oak leaves, gold oak leaves, acorns, and 10 more
- **Back stitch**, 1 to 2 strands
  Plank seams, shutter edges, mouth
- **Satin stitch**, 2 strands
  Corner posts, door frame, shutters, hearts, scalloped trim, roof, roof rail, roof ends, and 13 more
- **French knot**, 1 to 2 strands, two wraps
  Gold studs, small hour marks, hand center, acorn cups, eye light
- **Stem stitch**, 2 to 4 strands
  Roof curls, pendulum rod, leaf veins, stalks
- **Chain stitch**, 3 strands
  Chains
- **Straight stitch**, 1 strand
  Toes, ear tufts, whiskers, paw

Floss

- **DMC 435 Very Light Brown** Clock case (dark), acorn cups (light)
- **DMC 434 Light Brown**
  Clock case (darkest), plank seams and 2 more parts
- **DMC 436 Tan** Clock case (light)
- **DMC 738 Very Light Tan**
  Shutters (darker), clock case (lightest), eye ring and 2 more parts
- **DMC 433 Medium Brown**
  Corner posts (darker), acorn cups (middle), boughs and stalks
- **DMC 3371 Black Brown**
  Doorway, clock hands, hour marks, small hour marks and eye
- **DMC 3821 Straw** Door frame and dial rim (light) and 4 more parts
- **DMC 782 Dark Topaz**
  Gold oak leaves (middle), door frame and dial rim (dark) and 3 more parts
- **DMC 783 Medium Topaz**
  Gold oak leaves (light), gold studs, door frame (middle) and 5 more parts
- **DMC 739 Ultra Very Light Tan**
  Scalloped trim, dial and cheek (darker), shutters (lighter), bib (middle)
- **DMC 347 Very Dark Salmon** Hearts
- **DMC 3865 Winter White**
  Dial, scalloped trim and cheek (lighter), bib (light), eye light
- **DMC 500 Very Dark Blue Green**
  Roof, base board and roof ends (darker)
- **DMC 501 Dark Blue Green**
  Roof, base board and roof ends (lighter), window sill (darker)
- **DMC 502 Blue Green** Roof rail, base lip and roof curls, window sill (lighter)
- **DMC 780 Ultra Very Dark Topaz**
  Gold oak leaves (dark), chains, acorn weights (darkest) and 3 more parts
- **DMC 938 Ultra Dark Coffee Brown** Acorn cups (dark), mouth
- **DMC 469 Avocado Green** Oak leaves and oak leaf pendulum (middle)
- **DMC 936 Very Dark Avocado Green**
  Oak leaves and oak leaf pendulum (dark)
- **DMC 471 Very Light Avocado Green**
  Oak leaves and oak leaf pendulum (light), leaf veins (darker)
- **DMC 301 Medium Mahogany**
  Tail, feet, head, haunch and arm (dark), body (middle)
- **DMC 300 Very Dark Mahogany**
  Tail and head (darkest), body (dark), ears (darker) and 7 more parts
- **DMC 3776 Light Mahogany**
  Tail, haunch, body, arm and head (light), ears (lighter), feet (middle)
- **DMC 402 Very Light Mahogany**
  Head, tail, haunch and arm (lightest), feet (light), inner ear

Three ways to transfer the pattern

1. **Fabric you can see through**
   Tape page 2 to a sunny window or lay it on a light box, tape the fabric over it and trace the lines with a sharp pencil or a water-soluble pen.
2. **Fabric you cannot see through**
   Lay dressmaker's carbon paper colored side down on the fabric with page 2 on top, tape the layers and trace the lines firmly with a ballpoint pen.
3. **Iron-on**
   Go over the lines of page 3, the mirrored page, with an iron-on transfer pen, lay it ink side down on the fabric and press with a dry iron.

Pages 2 and 3 are the pattern at actual size. Print them at 100% with scaling turned off.

For your own stitching, gifts and handmade pieces you sell. Do not resell or share this PDF or copies of it.

Squirrel cuckoo clock with acorns

6 inch hoop

Print at 100% (actual size). Do not scale or fit to page. Check the square below with a ruler before you trace.



1 in
25.4 mm

Check square: 1 inch (25.4 mm) on each side.
If it measures anything else, print again at 100% with scaling off.

For your own stitching, gifts and handmade pieces you sell. Do not resell or share this PDF or copies of it.

Squirrel cuckoo clock with acorns

6 inch hoop

Mirrored. Trace this page with an iron-on transfer pen or pencil, then press it ink side down on the fabric.



1 in
25.4 mm

Check square: 1 inch (25.4 mm) on each side.
If it measures anything else, print again at 100% with scaling off.

For your own stitching, gifts and handmade pieces you sell. Do not resell or share this PDF or copies of it.