Star with rounded corners

Sized for a 6 inch hoop (15 cm). The stitched design is about 4.6 × 4.8 in (11.7 × 12.2 cm).



Which color goes where: by number on page 2.
Fabric: dark teal cotton or linen.

Three ways onto dark fabric

1. **Light shines through it**
   Lay page 3 on a bright light box, tape the fabric over it and trace the lines with a white marking pencil or pen.
2. **No light shines through**
   Print page 3 on a sticky wash-away sheet, smooth it onto fabric that can be washed, stitch through both and rinse it away.
3. **White or yellow carbon paper**
   Lay it colored side down on the fabric with page 3 on top, tape the layers and trace firmly with a ballpoint pen. Go over a faint line with a white pencil.

Page 3 is the pattern at actual size (page 4 is its mirror, for an iron-on pen on a light fabric). Print it at 100% with scaling turned off. Then put the fabric in the hoop: inner ring under, drawing up, tight as a drum.

Floss

- **1 DMC 745 Light Pale Yellow**
  Star rows (lightest), spark knots
- **2 DMC 742 Light Tangerine**
  Star rows (light)
- **3 DMC 970 Light Pumpkin**
  Star rows (dark), sparks (darker), star heart
- **4 DMC 921 Copper**
  Star rows (darkest)
- **5 DMC 3823 Ultra Pale Yellow**
  Center star (lighter)
- **6 DMC 3820 Dark Straw**
  Center star (darker)
- **7 DMC 743 Medium Yellow**
  Star edge and star ridges, sparks (lighter)

Stitch in this order

Filled parts from the back of the picture forward, then lines and knots.

1. **Satin stitch**, 2 strands
   Center star, sparks



2. **Chain stitch**, 3 to 6 strands
   Star rows



3. **Split stitch**
   strands by part on page 2
   Star ridges, star edge

4. **French knot**
   2 strands, two wraps
   Star heart, spark knots



What you need

Easy. A 6 inch (15 cm) hoop, and a 9 inch (23 cm) square of plain cotton or linen, in dark teal. Embroidery needle: size 9 for 1 strand, size 7 for 2 or 3, size 3 for 4 to 6 (a lower number is a thicker needle). Skeins: one of each color is enough. An estimate for the 6 inch hoop, from the length of each line and the area of each filled shape, with a fifth added for tails.

For your own stitching, gifts and handmade pieces you sell. Do not resell or share this PDF or copies of it.

Star with rounded corners

6 inch hoop

How to read it

Floss is six strands. Cut 18 inches (45 cm), pull out the number given one at a time, and lay them together.

Inside a filled shape start with two or three tiny stitches, which the filling covers. Start a line with a small knot on the back. End each thread by running the needle under the backs of a few stitches.

Each small ring is one French knot.

A number on the picture is a color of the list of floss on page 1. The fine lines on the colors show which way the stitches lie.

Every stitch in pictures: flossfield.com/embroidery/stitches. The first time: flossfield.com/embroidery/guides/how-to-start.



- **1** DMC 745 Light Pale Yellow
- **2** DMC 742 Light Tangerine
- **3** DMC 970 Light Pumpkin
- **4** DMC 921 Copper
- **5** DMC 3823 Ultra Pale Yellow
- **6** DMC 3820 Dark Straw
- **7** DMC 743 Medium Yellow

How many strands

Split stitch. 2 strands: star edge; 1 strand: star ridges.

For your own stitching, gifts and handmade pieces you sell. Do not resell or share this PDF or copies of it.

Star with rounded corners

6 inch hoop

Print at 100% and check the square below with a ruler. Fold the fabric in four: the folds meet the four ticks of the ring.

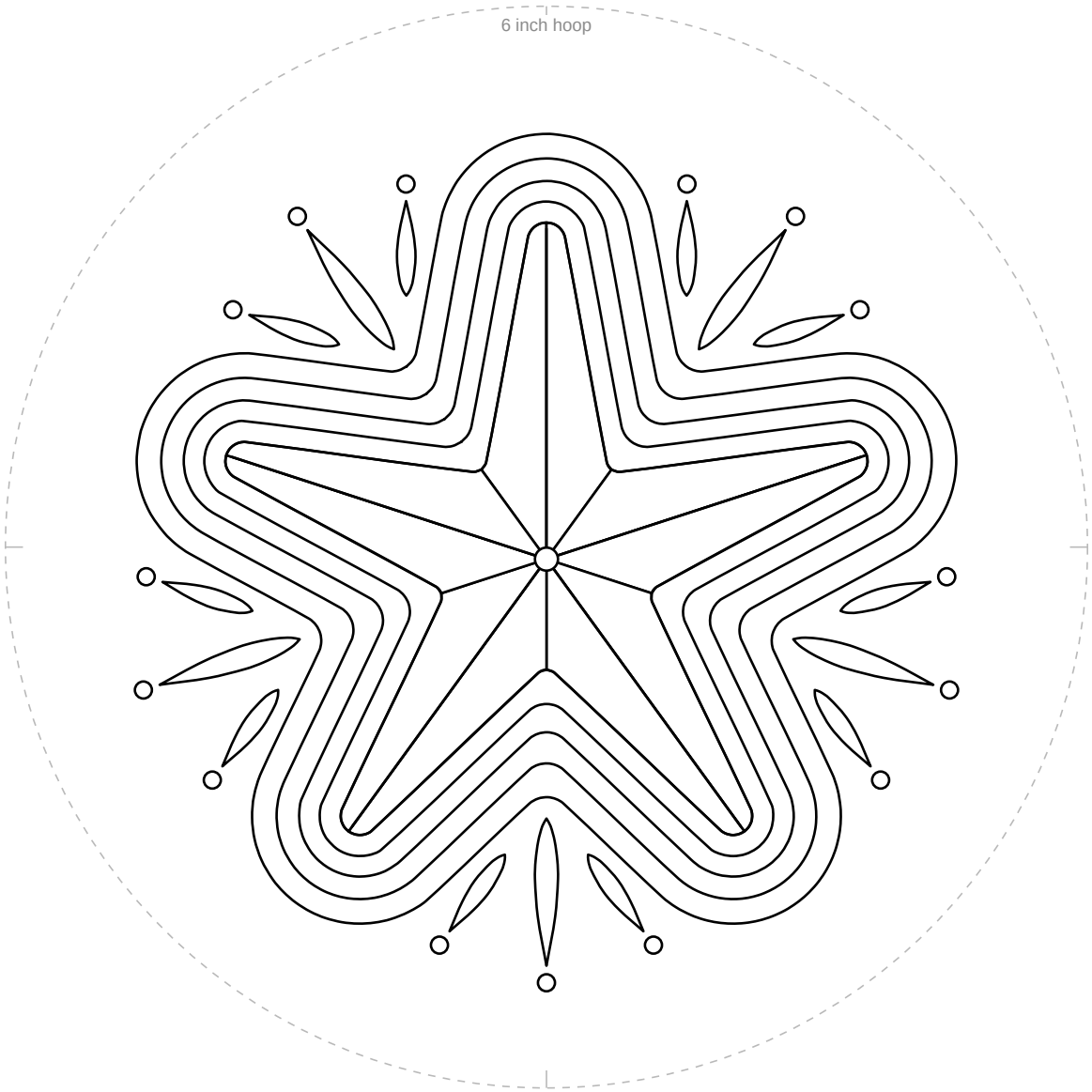

1 in
25.4 mm

Check square: 1 inch (25.4 mm) on each side.
If it measures anything else, print again at 100% with scaling off.

For your own stitching, gifts and handmade pieces you sell. Do not resell or share this PDF or copies of it.

Star with rounded corners

6 inch hoop

Mirrored. Trace this page with an iron-on transfer pen or pencil, then press it ink side down on the fabric.

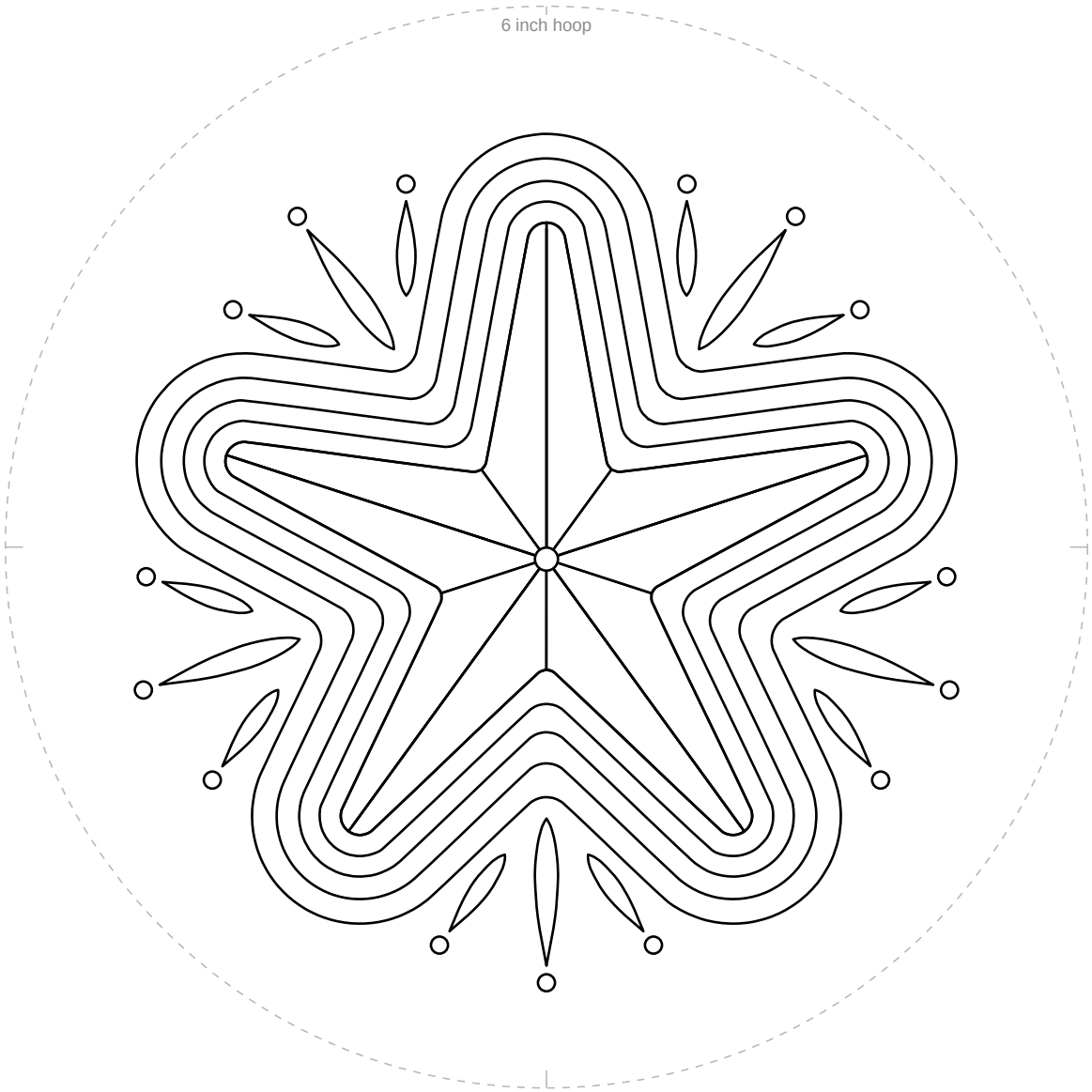

1 in
25.4 mm

Check square: 1 inch (25.4 mm) on each side.
If it measures anything else, print again at 100% with scaling off.

For your own stitching, gifts and handmade pieces you sell. Do not resell or share this PDF or copies of it.