Steampunk dragonfly with gears

Sized for a 6 inch hoop (15 cm). The stitched design is about 4.5 × 4.6 in (11.4 × 11.7 cm).

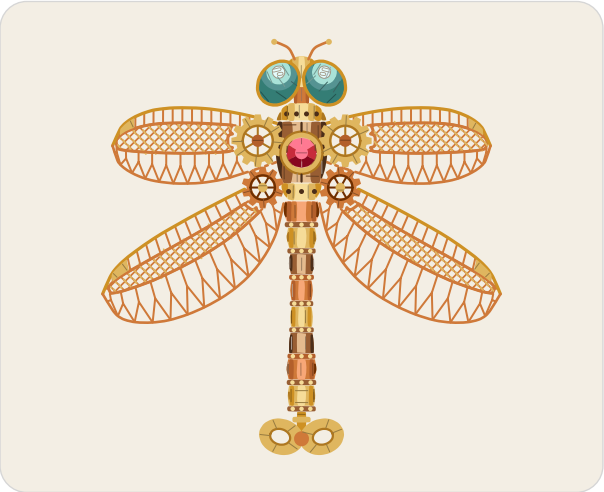

Which color goes where.

Stitches

- **Trellis stitch**, 1 strand
  Wing trellis
- **Straight stitch**, 1 to 3 strands
  Wing bars, gear spokes, eye light
- **Fly stitch**, 1 strand
  Wing veins
- **Split stitch**, 1 to 2 strands
  Wing veins, gear rims, jewel setting, thorax seams, key edge
- **Stem stitch**, 2 to 3 strands
  Wing edges, feelers, eye rims
- **Satin stitch**, 2 strands
  Wing tip plates, thorax bands, gears, gear hubs, jewel setting, ruby jewel, riveted bands, key, neck, face plate
- **Padded satin stitch**, 2 strands
  Thorax, body segments
- **French knot**, 1 to 2 strands, two wraps
  Rivets, feelers
- **Long and short stitch**, 1 strand
  Glass eyes

Floss

- **DMC 3776 Light Mahogany**
  Wing trellis, wing edges and gears (darker), wing veins and wing bars and 4 more parts
- **DMC 3820 Dark Straw**
  Wing trellis and gears (lighter), key (light) and 7 more parts
- **DMC 783 Medium Topaz**
  Wing edges (lighter), eye rims, body segments (shade 7 of 11) and 3 more parts
- **DMC 437 Light Tan**
  Thorax (light), body segments (shade 10 of 11)
- **DMC 898 Very Dark Coffee Brown**
  Thorax (dark), body segments (shade 1 of 11), rivets (darker), thorax seams
- **DMC 434 Light Brown**
  Thorax (middle), body segments (shade 3 of 11), riveted bands (darker)
- **DMC 3822 Light Straw**
  Thorax bands (lightest), body segments (shade 11 of 11) and 2 more parts
- **DMC 782 Dark Topaz**
  Gear rims and gear spokes (lighter), jewel setting (darker), key edge and 2 more parts
- **DMC 301 Medium Mahogany**
  Body segments (shade 4 of 11), riveted bands (lighter), gear hubs and neck (darker)
- **DMC 300 Very Dark Mahogany**
  Gear rims and gear spokes (darker), body segments (shade 2 of 11)
- **DMC 3705 Dark Melon** Ruby jewel (light)
- **DMC 321 Red** Ruby jewel (middle)
- **DMC 815 Medium Garnet** Ruby jewel (dark)
- **DMC 402 Very Light Mahogany**
  Body segments (shade 8 of 11)
- **DMC 3847 Dark Teal Green** Glass eyes (darkest)
- **DMC 3848 Medium Teal Green** Glass eyes (dark)
- **DMC 964 Light Seagreen** Glass eyes (light)
- **DMC 747 Very Light Sky Blue**
  Glass eyes (lightest), eye light

Three ways to transfer the pattern

1. **Fabric you can see through**
   Tape page 2 to a sunny window or lay it on a light box, tape the fabric over it and trace the lines with a sharp pencil or a water-soluble pen.
2. **Fabric you cannot see through**
   Lay dressmaker's carbon paper colored side down on the fabric with page 2 on top, tape the layers and trace the lines firmly with a ballpoint pen.
3. **Iron-on**
   Go over the lines of page 3, the mirrored page, with an iron-on transfer pen, lay it ink side down on the fabric and press with a dry iron.

Pages 2 and 3 are the pattern at actual size. Print them at 100% with scaling turned off.

For your own stitching, gifts and handmade pieces you sell. Do not resell or share this PDF.

Steampunk dragonfly with gears

6 inch hoop

Print at 100% (actual size). Do not scale or fit to page. Check the square below with a ruler before you trace.



1 in
25.4 mm

Check square: 1 inch (25.4 mm) on each side.
If it measures anything else, print again at 100% with scaling off.

For your own stitching, gifts and handmade pieces you sell. Do not resell or share this PDF.

Steampunk dragonfly with gears

6 inch hoop

Mirrored. Trace this page with an iron-on transfer pen or pencil, then press it ink side down on the fabric.



1 in
25.4 mm

Check square: 1 inch (25.4 mm) on each side.
If it measures anything else, print again at 100% with scaling off.

For your own stitching, gifts and handmade pieces you sell. Do not resell or share this PDF.