Sunflower coaster

6 inch (15 cm) hoop, 4.5 × 4.5 in (11.4 × 11.4 cm)



A number is a row of the list.

Floss

- **DMC 922 Light Copper**
  Sunflower back rays and ring of knots
- **DMC 3852 Very Dark Straw**
  Sunflower front rays
- **DMC 3781 Dark Mocha Brown**
  Sunflower disc and scalloped edge
- **DMC 3828 Hazelnut Brown**
  Sunflower seeds

What you need

A 6 inch (15 cm) hoop.

A 9 inch (23 cm) square of white or light cotton or linen.

An embroidery needle, size 9.

One skein of each color (an estimate from the drawing's lines and shapes).

A water-soluble pen, and small scissors.

Onto the fabric

Fabric you can see through: page 2 taped to a sunny window, the fabric over it; trace.

Other fabric: dressmaker's carbon paper, colored side down, page 2 on top; trace with a ballpoint.

Iron-on pen: go over page 3, the mirrored page, and press it ink side down as the pen's packet says. The lines stay.

Then hoop it, inner ring under, tight as a drum.

How to read it

Floss has six strands: cut 18 inches (45 cm), pull out the number named one at a time, and lay them together.

The back is seen: no knots. Start with tiny stitches; end around the backs of four or five stitches.

Every stitch in pictures: flossfield.com/embroidery/stitches.

New to this: flossfield.com/embroidery/guides/how-to-start.

Stitch in this order

Where a stitch page says otherwise, follow this list.

1. **Long and short stitch**
   1 or 2 strands
   Sunflower back rays, sunflower front rays, sunflower disc



2. **Stem stitch**, 2 or 3 strands
   Scalloped edge

Stitch in this order, continued

3. **French knot**
   2 strands, two wraps
   Sunflower seeds, ring of knots



Take out lines that still show, press face down, finish the hoop.

For your own stitching, gifts and handmade pieces you sell. Do not resell or share this PDF or copies of it.

Sunflower coaster

6 inch hoop

Print at 100% and measure the square. Trace the black lines only. The gray ring is the hoop: fold the fabric in four and lay the folds on its ticks.
On the drawing a ring is one French knot: mark a dot.



1 in
25.4 mm

Not 1 inch (25.4 mm)? Print again at 100%.

For your own stitching, gifts and handmade pieces you sell. Do not resell or share this PDF or copies of it.

Sunflower coaster

6 inch hoop

For an iron-on pen only. Go over the lines, press ink side down.



1 in
25.4 mm

Not 1 inch (25.4 mm)? Print again at 100%.

For your own stitching, gifts and handmade pieces you sell. Do not resell or share this PDF or copies of it.