Teacher’s apple and pencils

6 inch (15 cm) hoop, 4.5 × 4.8 in (11.4 × 12.2 cm)



Colors by number: page 2.
Fabric: navy cotton or linen.

Stitch in this order

Where a stitch page says otherwise, follow this list.

1. **Stem stitch**, 2 strands
   Apple stem
2. **Satin stitch**, 2 strands
   Pencil wood, pencil points, pencils
3. **Long and short stitch**, 1 strand
   Apple
4. **Fishbone stitch**, 2 strands
   Leaf
5. **Back stitch**, 1 strand
   Pencil edges
6. **Split stitch**, 1 strand
   Pencil wood edges, pencil edges, apple edge, edges of the leaf
7. **Stem stitch**, 1 strand
   Lines of the leaf



Take out lines that still show, press face down, finish the hoop or sew a pillow.

How to read it

Floss has six strands: cut 18 inches (45 cm), pull out the number named one at a time, and lay them together.

Start a filling with tiny stitches, a line with a small knot; end under stitches on the back.

Every stitch in pictures: flossfield.com/embroidery/stitches.

New to this: flossfield.com/embroidery/guides/how-to-start.

Onto the fabric

Fabric that lets light through: page 3 on a bright light, the fabric over it; trace with a white pencil.

Other fabric: print page 3 on a sticky wash-away sheet, stick it on, stitch through it and rinse it away.

Or white or yellow carbon paper, colored side down, page 3 on top; trace with a ballpoint and go over a faint line with a white pencil.

Then hoop it, inner ring under, tight as a drum.

Buy: 24 colors of floss (page 2), one skein of each color (an estimate from the drawing’s lines and shapes), an embroidery needle size 9, a 6 inch (15 cm) hoop, a 9 inch (23 cm) square of navy cotton or linen, a white pencil.

For your own stitching, gifts and handmade pieces you sell. Do not resell or share this PDF or copies of it.

Teacher’s apple and pencils

6 inch hoop

A number is a color of the list. Fine lines show which way the stitches lie: do not stitch them.

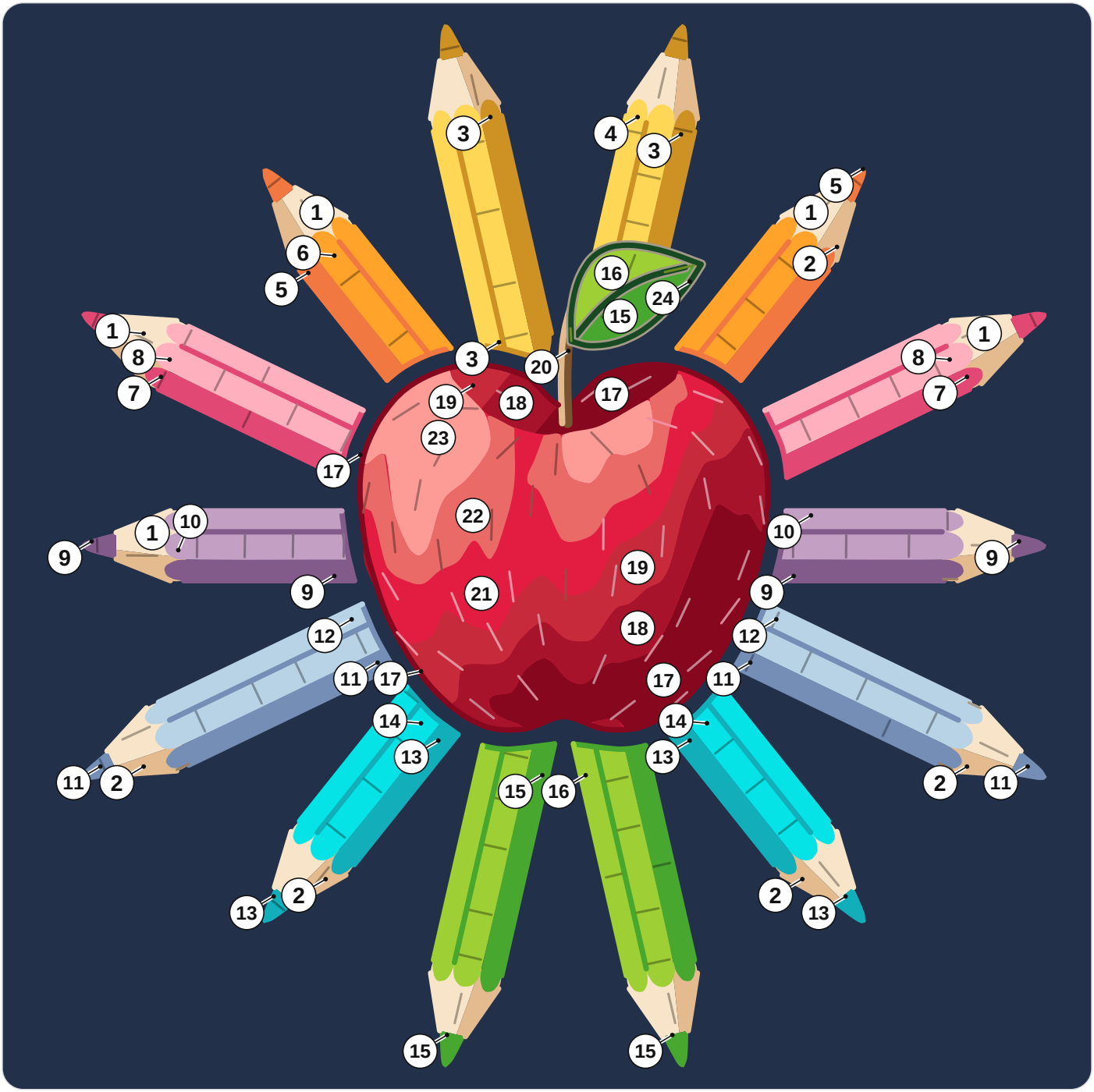

1	DMC 739 Ultra Very Light Tan	9	DMC 208 Very Dark Lavender	17	DMC 815 Medium Garnet
2	DMC 437 Light Tan	10	DMC 210 Medium Lavender	18	DMC 498 Dark Red
3	DMC 783 Medium Topaz	11	DMC 799 Medium Delft Blue	19	DMC 321 Red
4	DMC 726 Light Topaz	12	DMC 3325 Light Baby Blue	20	DMC 433 Medium Brown
5	DMC 721 Medium Orange Spice	13	DMC 3844 Dark Bright Turquoise	21	DMC 666 Bright Red
6	DMC 741 Medium Tangerine	14	DMC 3846 Light Bright Turquoise	22	DMC 351 Coral
7	DMC 602 Medium Cranberry	15	DMC 702 Kelly Green	23	DMC 352 Light Coral
8	DMC 604 Light Cranberry	16	DMC 704 Bright Chartreuse	24	DMC 890 Ultra Dark Pistachio Green

For your own stitching, gifts and handmade pieces you sell. Do not resell or share this PDF or copies of it.

Teacher’s apple and pencils

6 inch hoop

Print at 100% and measure the square. Trace the black lines only. The gray ring is the hoop: fold the fabric in four and lay the folds on its ticks.

On the drawing a broken line inside a shape is where two shades meet: trace it, do not stitch it.



1 in
25.4 mm

Not 1 inch (25.4 mm)? Print again at 100%.

For your own stitching, gifts and handmade pieces you sell. Do not resell or share this PDF or copies of it.