Tire tracks up a sand dune at sunset

Sized for a 6 inch hoop (15 cm). The stitched design is about 4.7 × 4.7 in (11.9 × 11.9 cm).



Which color goes where: by number on page 2.
Fabric: navy cotton or linen.

Three ways onto dark fabric

1. **Light shines through it**
   Lay page 3 on a bright light box, tape the fabric over it and trace the lines with a white marking pencil or pen.
2. **No light shines through**
   Print page 3 on a sticky wash-away sheet, smooth it onto fabric that can be washed, stitch through both and rinse it away.
3. **White or yellow carbon paper**
   Lay it colored side down on the fabric with page 3 on top, tape the layers and trace firmly with a ballpoint pen. Go over a faint line with a white pencil.

Page 3 is the pattern at actual size (page 4 is its mirror, for an iron-on pen on a light fabric). Print it at 100% with scaling turned off. Then put the fabric in the hoop: inner ring under, drawing up, tight as a drum.

Floss

- **1 DMC 742 Light Tangerine**
  Sky (lightest), sun (darker), tail lights
- **2 DMC 743 Medium Yellow**
  Sun (lighter), truck window
- **3 DMC 3854 Medium Autumn Gold** Sky (light)
- **4 DMC 352 Light Coral** Sky (middle light)
- **5 DMC 3687 Mauve** Sky (darkest)
- **6 DMC 340 Medium Blue Violet**
  Far hills, sky (dark)
- **7 DMC 932 Light Antique Blue**
  Sky (middle dark)
- **8 DMC 3778 Light Terra Cotta** Middle dune
- **9 DMC 437 Light Tan**
  Near dune, rim and track edges
- **10 DMC 739 Ultra Very Light Tan**
  Tread blocks, far tracks and truck edge
- **11 DMC 921 Copper** Center rib
- **12 DMC 414 Dark Steel Gray** Tires
- **13 DMC 347 Very Dark Salmon** Truck
- **14 DMC 3363 Medium Pine Green**
  Saguaro (middle)
- **15 DMC 3362 Dark Pine Green** Saguaro (dark)
- **16 DMC 3052 Medium Green Gray**
  Saguaro (light)

Stitch in this order

Filled parts from the back of the picture forward, then lines.

1. **Satin stitch**, 2 strands
   Sun, tread blocks, tires, truck, truck window, tail lights
2. **Running stitch**, strands by part on page 2
   Sun, sky, far hills, middle dune, near dune, track edges, center rib, far tracks
3. **Back stitch**, 2 strands
   Truck edge
4. **Stem stitch**, strands by part on page 2
   Saguaro, rim

What you need

Intermediate. A 6 inch (15 cm) hoop, and a 9 inch (23 cm) square of plain cotton or linen, in navy. Embroidery needle: size 7. Skeins: one of each color is enough. An estimate for the 6 inch hoop, from the length of each line and the area of each filled shape, with a fifth added for tails.

For your own stitching, gifts and handmade pieces you sell. Do not resell or share this PDF or copies of it.

Tire tracks up a sand dune at sunset

6 inch hoop

How to read it

Floss is six strands. Cut 18 inches (45 cm), pull out the number given one at a time, and lay them together.

Inside a filled shape start with two or three tiny stitches, which the filling covers. Start a line with a small knot on the back. End each thread by running the needle under the backs of a few stitches.

A dashed line is running stitch.

A number on the picture is a color of the list of floss on page 1. The fine lines on the colors show which way the stitches lie.

Every stitch in pictures: flossfield.com/embroidery/stitches. The first time: flossfield.com/embroidery/guides/how-to-start.



1	DMC 742 Light Tangerine	**7**	DMC 932 Light Antique Blue	**13**	DMC 347 Very Dark Salmon
2	DMC 743 Medium Yellow	**8**	DMC 3778 Light Terra Cotta	**14**	DMC 3363 Medium Pine Green
3	DMC 3854 Medium Autumn Gold	**9**	DMC 437 Light Tan	**15**	DMC 3362 Dark Pine Green
4	DMC 352 Light Coral	**10**	DMC 739 Ultra Very Light Tan	**16**	DMC 3052 Medium Green Gray
5	DMC 3687 Mauve	**11**	DMC 921 Copper		
6	DMC 340 Medium Blue Violet	**12**	DMC 414 Dark Steel Gray		

How many strands

Running stitch. 3 strands: sun, center rib; 2 or 3 strands: far hills, middle dune, near dune; 2 strands: sky, track edges, far tracks.
Stem stitch. 3 strands: rim; 2 strands: saguaro.

For your own stitching, gifts and handmade pieces you sell. Do not resell or share this PDF or copies of it.

Tire tracks up a sand dune at sunset

6 inch hoop

Print at 100% and check the square below with a ruler. Fold the fabric in four: the folds meet the four ticks of the ring.

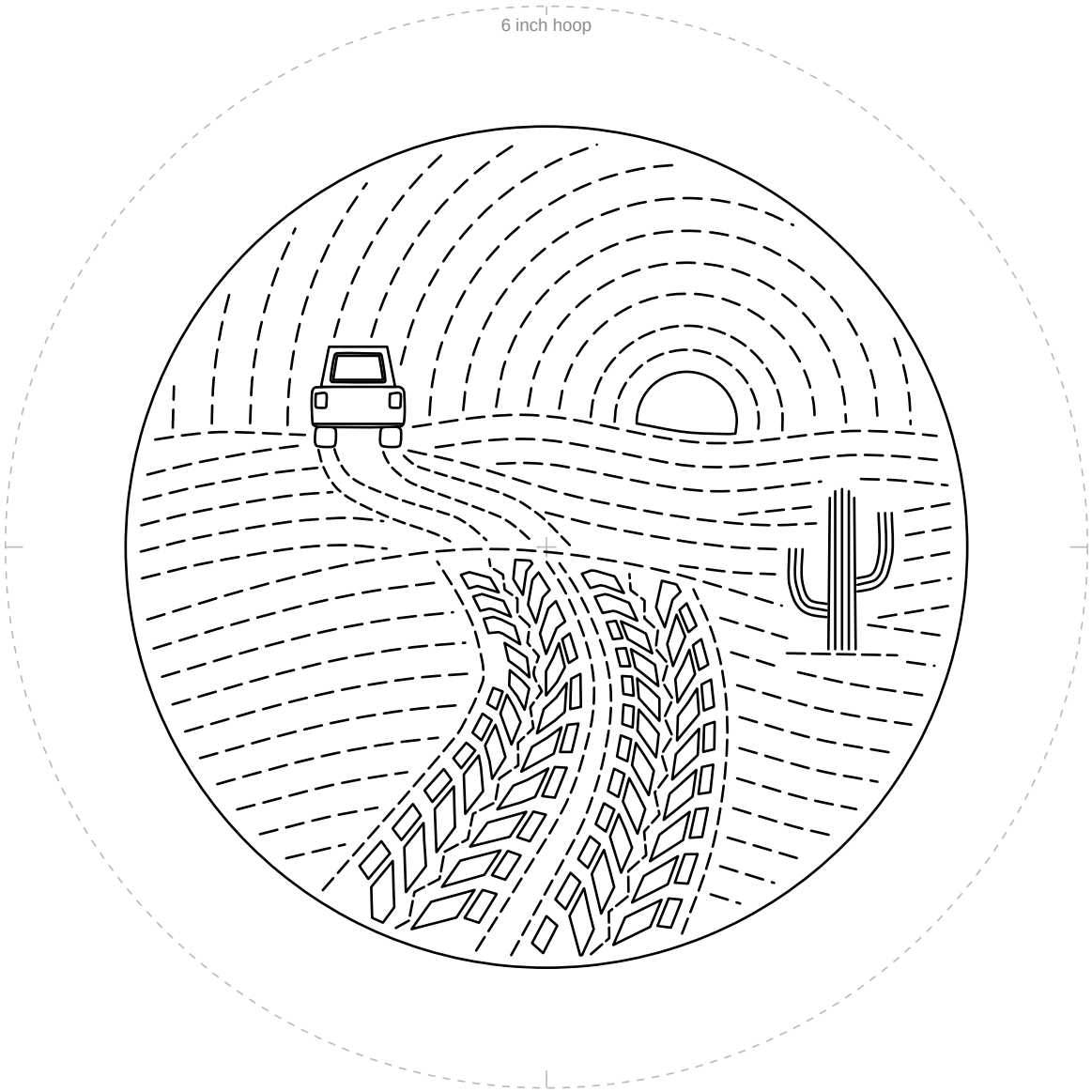

1 in
25.4 mm

Check square: 1 inch (25.4 mm) on each side.
If it measures anything else, print again at 100% with scaling off.

For your own stitching, gifts and handmade pieces you sell. Do not resell or share this PDF or copies of it.

Tire tracks up a sand dune at sunset

6 inch hoop

Mirrored. Trace this page with an iron-on transfer pen or pencil, then press it ink side down on the fabric.

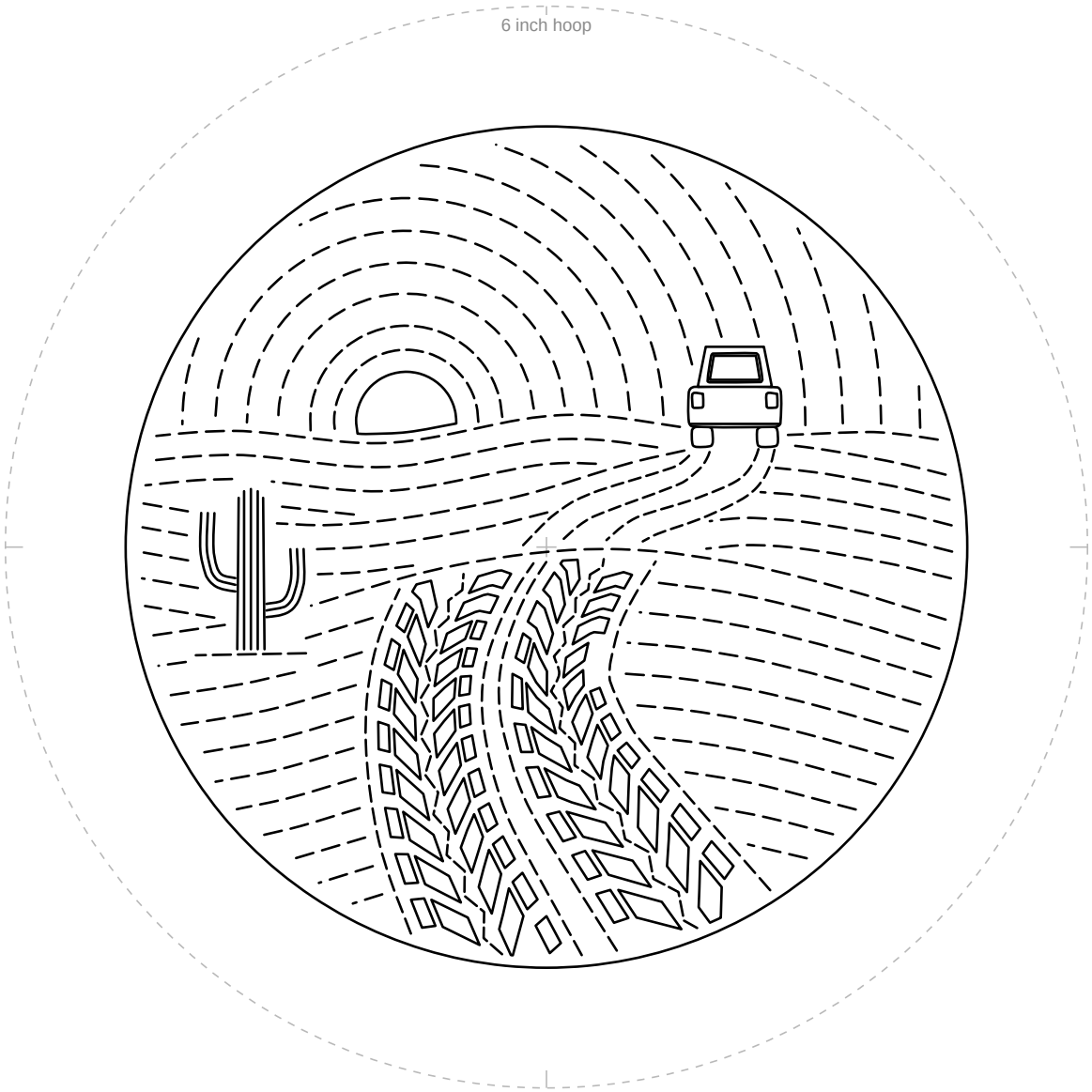

1 in
25.4 mm

Check square: 1 inch (25.4 mm) on each side.
If it measures anything else, print again at 100% with scaling off.

For your own stitching, gifts and handmade pieces you sell. Do not resell or share this PDF or copies of it.