Tumbling blocks quilt

Sized for a 6 inch hoop (15 cm). The stitched design is about 4.8 × 4.7 in (12.2 × 11.9 cm).



Which color goes where.

Three ways to transfer the pattern

1. **Fabric you can see through**
   Tape page 2 to a sunny window or lay it on a light box, tape the fabric over it and trace the lines with a sharp pencil or a water-soluble pen.
2. **Fabric you cannot see through**
   Lay dressmaker's carbon paper colored side down on the fabric with page 2 on top, tape the layers and trace the lines firmly with a ballpoint pen.
3. **Iron-on**
   Go over the lines of page 3, the mirrored page, with an iron-on transfer pen, lay it ink side down on the fabric and press with a dry iron.

Pages 2 and 3 are the pattern at actual size. Print them at 100% with scaling turned off.

Floss

- **DMC 152 Medium Light Shell Pink**
  Top of the block in the middle
- **DMC 351 Coral**
  Right side of the block in the middle and roses on the wreath
- **DMC 3831 Dark Raspberry**
  Left side of the block in the middle
- **DMC 3811 Very Light Turquoise**
  Tops of the other blocks
- **DMC 3809 Very Dark Turquoise**
  Right sides of the other blocks
- **DMC 336 Navy Blue**
  Left sides of the other blocks
- **DMC 320 Medium Pistachio Green**
  Ring of the wreath and outer leaves of the wreath
- **DMC 989 Forest Green**
  Inner leaves of the wreath

Stitches

- **Satin stitch**, 2 strands
  Top of the block in the middle, right side of the block in the middle, left side of the block in the middle, tops of the other blocks, right sides of the other blocks, left sides of the other blocks, outer leaves of the wreath, inner leaves of the wreath
- **Stem stitch**, 2 or 3 strands
  Ring of the wreath
- **Woven wheel stitch**, 2 strands
  Roses on the wreath

For your own stitching, gifts and handmade pieces you sell. Do not resell or share this PDF.

Tumbling blocks quilt

6 inch hoop

Print at 100% (actual size). Do not scale or fit to page. Check the square below with a ruler before you trace.

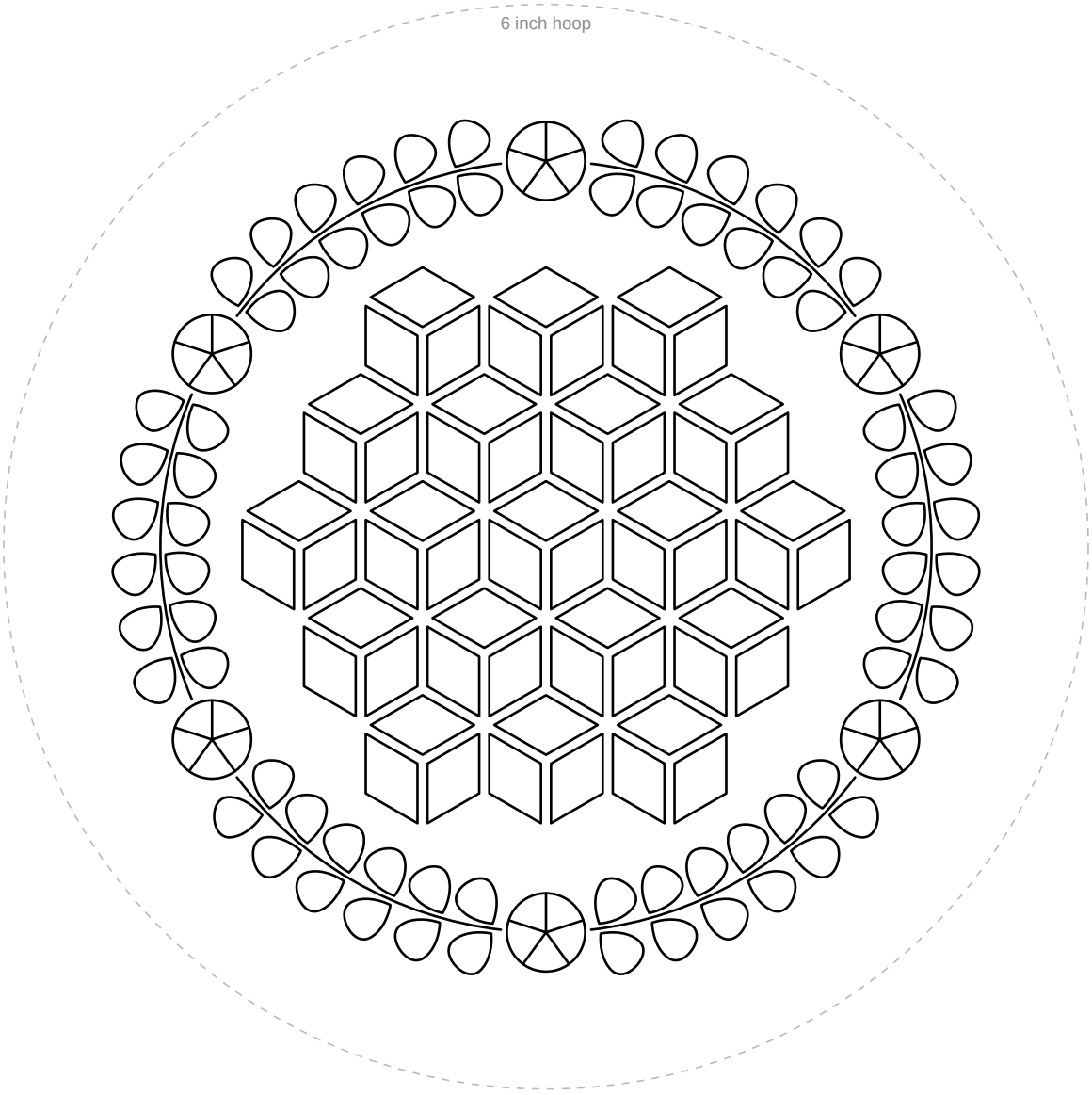

1 in
25.4 mm

Check square: 1 inch (25.4 mm) on each side.
If it measures anything else, print again at 100% with scaling off.

For your own stitching, gifts and handmade pieces you sell. Do not resell or share this PDF.

Tumbling blocks quilt

6 inch hoop

Mirrored. Trace this page with an iron-on transfer pen or pencil, then press it ink side down on the fabric.

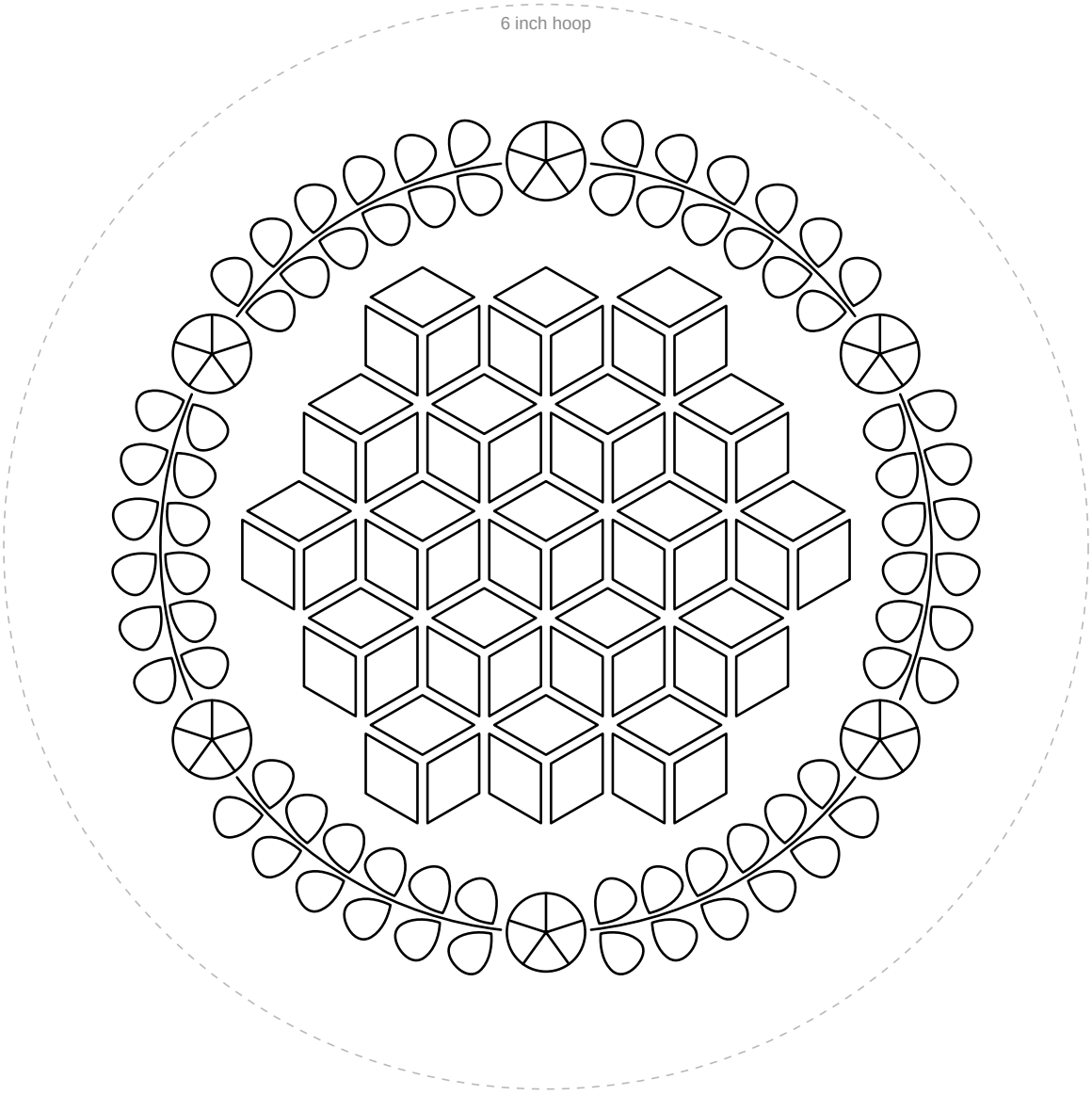

1 in
25.4 mm

Check square: 1 inch (25.4 mm) on each side.
If it measures anything else, print again at 100% with scaling off.

For your own stitching, gifts and handmade pieces you sell. Do not resell or share this PDF.