United States map

Sized for a 6 inch hoop (15 cm). The stitched design is about 4.7 × 4.6 in (11.9 × 11.7 cm).

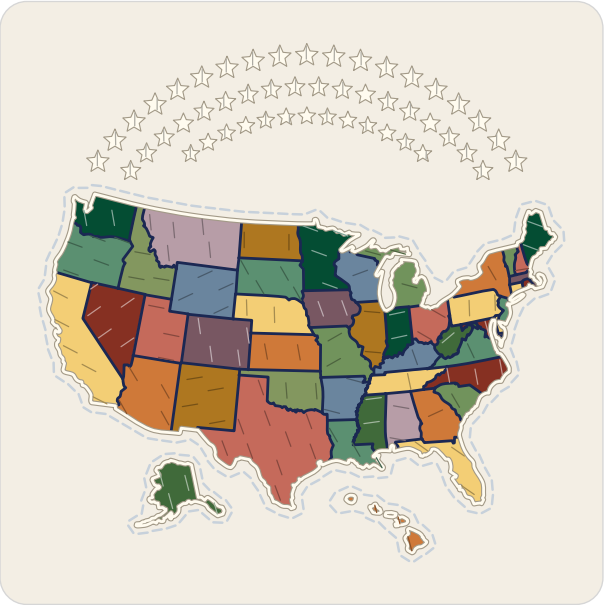

Which color goes where.

Three ways to transfer the pattern

1. **Fabric you can see through**
   Tape page 2 to a sunny window or lay it on a light box, tape the fabric over it and trace the lines with a sharp pencil or a water-soluble pen.
2. **Fabric you cannot see through**
   Lay dressmaker's carbon paper colored side down on the fabric with page 2 on top, tape the layers and trace the lines firmly with a ballpoint pen.
3. **Iron-on**
   Go over the lines of page 3, the mirrored page, with an iron-on transfer pen, lay it ink side down on the fabric and press with a dry iron.

Pages 2 and 3 are the pattern at actual size. Print them at 100% with scaling turned off.

Floss

- **DMC 3752 Very Light Antique Blue**
  Echo line
- **DMC 356 Medium Terra Cotta**
  States (shade 7 of 13)
- **DMC 3821 Straw**
  States (shade 13 of 13)
- **DMC 3042 Light Antique Violet**
  States (shade 12 of 13)
- **DMC 782 Dark Topaz**
  States (shade 5 of 13)
- **DMC 3776 Light Mahogany**
  States (shade 10 of 13)
- **DMC 3777 Very Dark Terra Cotta**
  States (shade 2 of 13)
- **DMC 3740 Dark Antique Violet**
  States (shade 3 of 13)
- **DMC 931 Medium Antique Blue**
  States (shade 6 of 13)
- **DMC 502 Blue Green**
  States (shade 8 of 13)
- **DMC 500 Very Dark Blue Green**
  States (shade 1 of 13)
- **DMC 3364 Pine Green**
  States (shade 11 of 13)
- **DMC 3347 Medium Yellow Green**
  States (shade 9 of 13)
- **DMC 3346 Hunter Green**
  States (shade 4 of 13)
- **DMC 939 Very Dark Navy Blue**
  State lines
- **DMC 712 Cream**
  Coast and border and stars

Stitches

- **Running stitch**, 2 strands
  Echo line
- **Long and short stitch**, 1 strand
  States
- **Satin stitch**, 2 strands
  States, stars
- **Back stitch**, 1 to 2 strands
  State lines, coast and border

For your own stitching, gifts and handmade pieces you sell. Do not resell or share this PDF or copies of it.

United States map

6 inch hoop

Print at 100% (actual size). Do not scale or fit to page. Check the square below with a ruler before you trace.

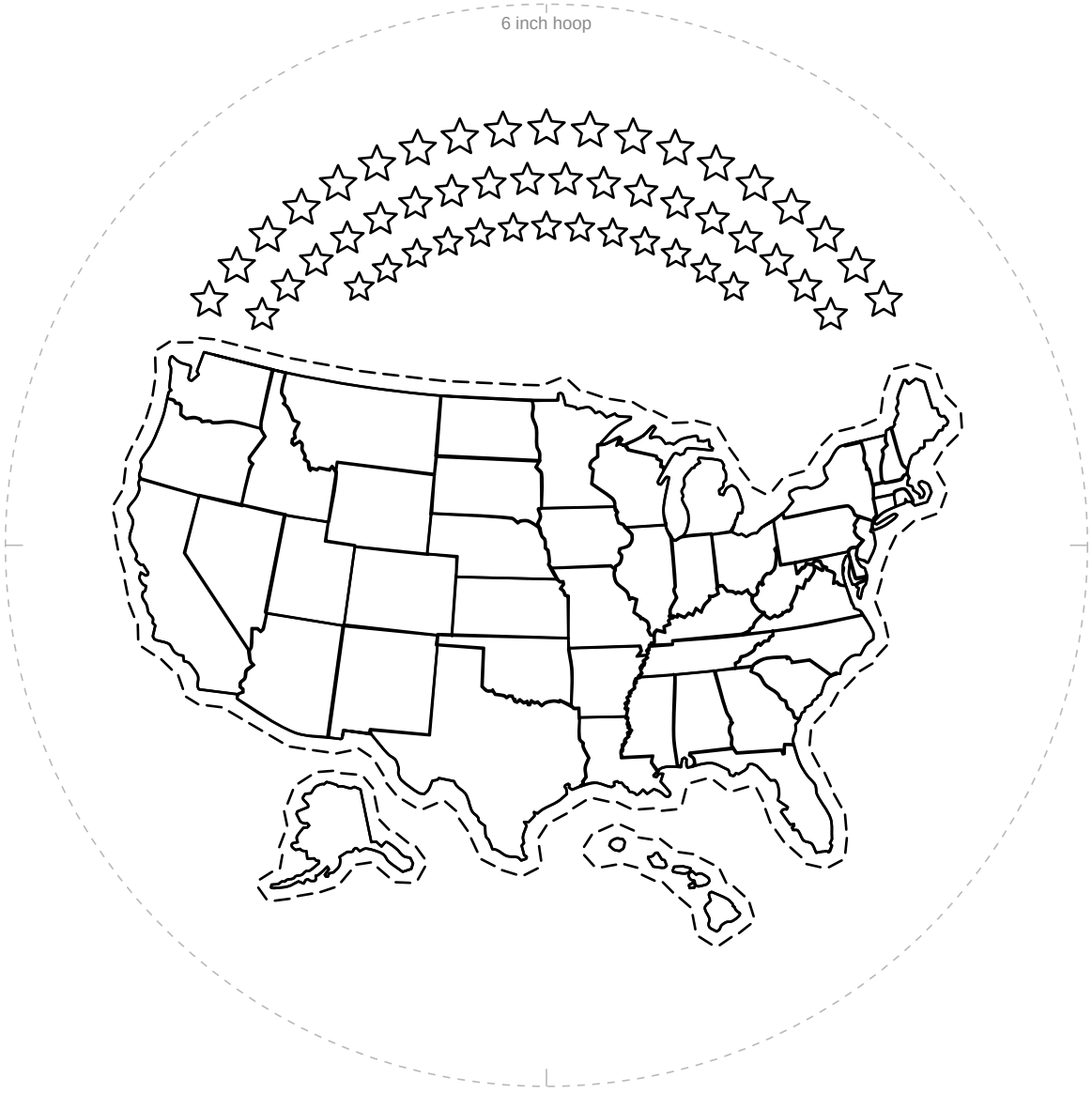

1 in
25.4 mm

Check square: 1 inch (25.4 mm) on each side.
If it measures anything else, print again at 100% with scaling off.

For your own stitching, gifts and handmade pieces you sell. Do not resell or share this PDF or copies of it.

United States map

6 inch hoop

Mirrored. Trace this page with an iron-on transfer pen or pencil, then press it ink side down on the fabric.

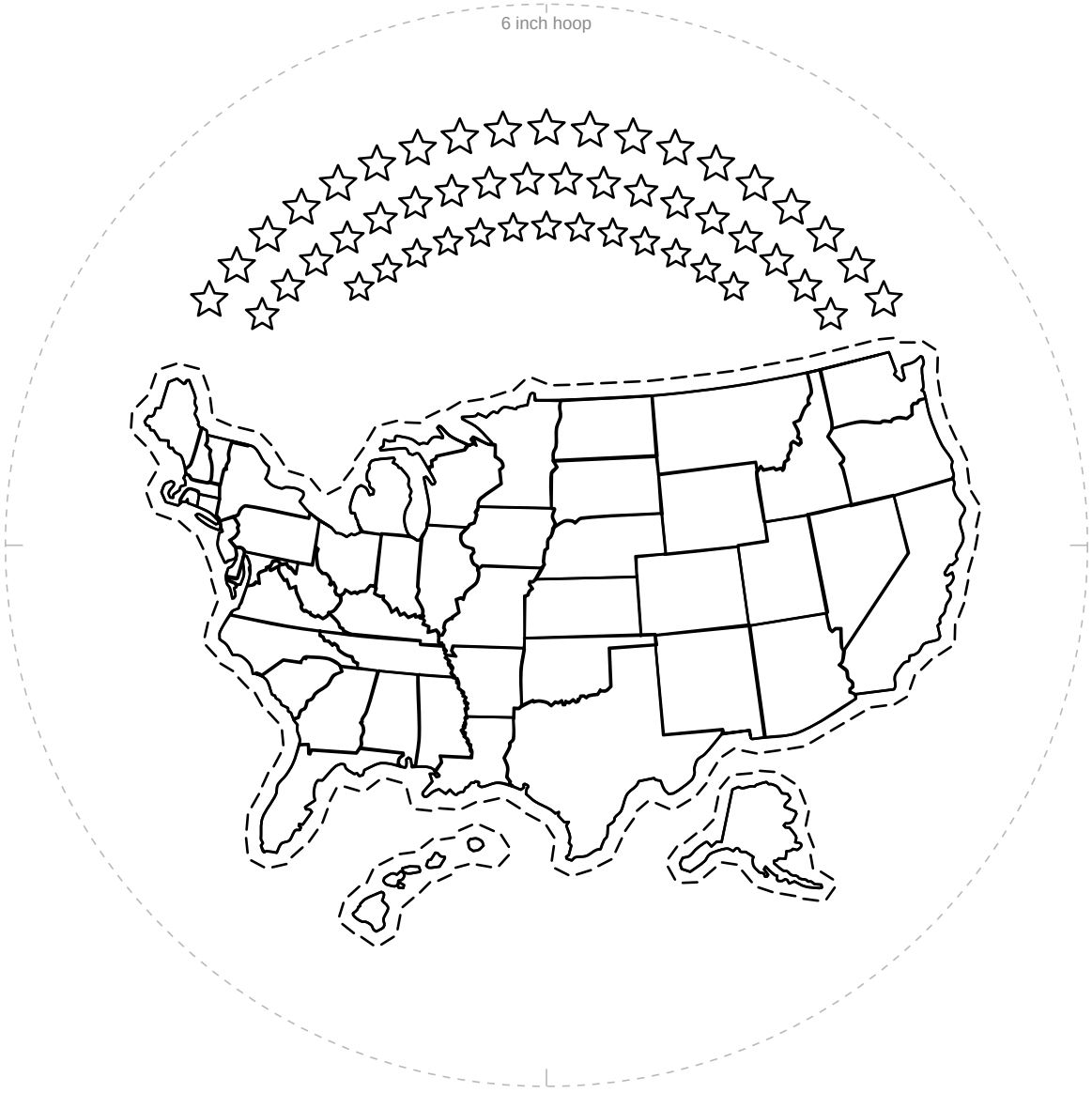

1 in
25.4 mm

Check square: 1 inch (25.4 mm) on each side.
If it measures anything else, print again at 100% with scaling off.

For your own stitching, gifts and handmade pieces you sell. Do not resell or share this PDF or copies of it.