Vintage rib cage with goldfinch

Sized for a 6 inch hoop (15 cm). The stitched design is about 4.5 × 4.6 in (11.4 × 11.7 cm).

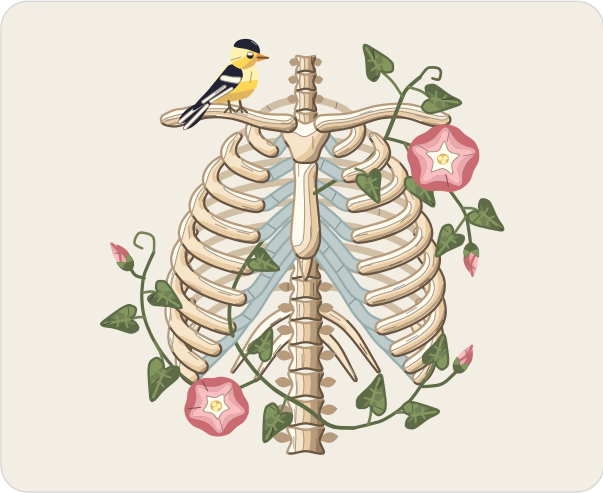

Which color goes where.

Stitches

- **Satin stitch**, 2 strands
  Back ribs, spine, cartilage, buds, cups, flower hearts, tail, wing bars, bill, eye
- **Long and short stitch**, 1 strand
  Floating ribs, spine, ribs, breastbone, collarbones, leaves, trumpets, body, wing, head, cap
- **Split stitch**, 1 strand
  Floating ribs edges, spine edges, cartilage edges, ribs edges, breastbone edges, collarbones edges, leaf edges, trumpet edges, feather edges
- **Stem stitch**, 1 to 4 strands
  Bindweed stems, tendrils, leaf veins, trumpet edges, legs
- **Straight stitch**, 1 strand
  Leaf veins, feet, wing bars, bill line, eye light
- **French knot**, 1 strand, two wraps
  Flower hearts

Floss

- **DMC 842 Very Light Beige Brown** Back ribs
- **DMC 712 Cream**
  Ribs, collarbones and breastbone (lightest), floating ribs (light) and 5 more parts
- **DMC 839 Dark Beige Brown**
  Ribs edges, spine edges and floating ribs edges (darker) and 5 more parts
- **DMC 841 Light Beige Brown**
  Spine (dark), ribs edges and spine edges (lighter), ribs (darkest) and 5 more parts
- **DMC 739 Ultra Very Light Tan**
  Ribs, breastbone, spine and collarbones (light), floating ribs (middle)
- **DMC 738 Very Light Tan**
  Ribs, breastbone and floating ribs (dark), spine and collarbones (middle)
- **DMC 840 Medium Beige Brown**
  Spine and collarbones (darkest)
- **DMC 3362 Dark Pine Green**
  Leaves (dark), leaf edges, bindweed stems, cups and tendrils (darker)
- **DMC 927 Light Gray Green** Cartilage
- **DMC 926 Medium Gray Green** Cartilage edges
- **DMC 3363 Medium Pine Green**
  Leaves (middle), bindweed stems and tendrils (lighter)
- **DMC 3364 Pine Green**
  Leaf veins, leaves (light), cups (lighter)
- **DMC 3688 Medium Mauve** Trumpets (dark), buds (middle)
- **DMC 3687 Mauve**
  Trumpets (darkest), trumpet edges, buds (dark)
- **DMC 3689 Light Mauve** Trumpets and buds (light)
- **DMC 3820 Dark Straw**
  Body and head (dark), flower hearts (darker)
- **DMC 727 Very Light Topaz**
  Body and head (light), flower hearts (lighter)
- **DMC 310 Black** Wing, tail, cap and eye
- **DMC 726 Light Topaz** Body and head (middle)
- **DMC 3853 Dark Autumn Gold** Bill

Three ways to transfer the pattern

1. **Fabric you can see through**
   Tape page 2 to a sunny window or lay it on a light box, tape the fabric over it and trace the lines with a sharp pencil or a water-soluble pen.
2. **Fabric you cannot see through**
   Lay dressmaker's carbon paper colored side down on the fabric with page 2 on top, tape the layers and trace the lines firmly with a ballpoint pen.
3. **Iron-on**
   Go over the lines of page 3, the mirrored page, with an iron-on transfer pen, lay it ink side down on the fabric and press with a dry iron.

Pages 2 and 3 are the pattern at actual size. Print them at 100% with scaling turned off.

For your own stitching, gifts and handmade pieces you sell. Do not resell or share this PDF.

Vintage rib cage with goldfinch

6 inch hoop

Print at 100% (actual size). Do not scale or fit to page. Check the square below with a ruler before you trace.

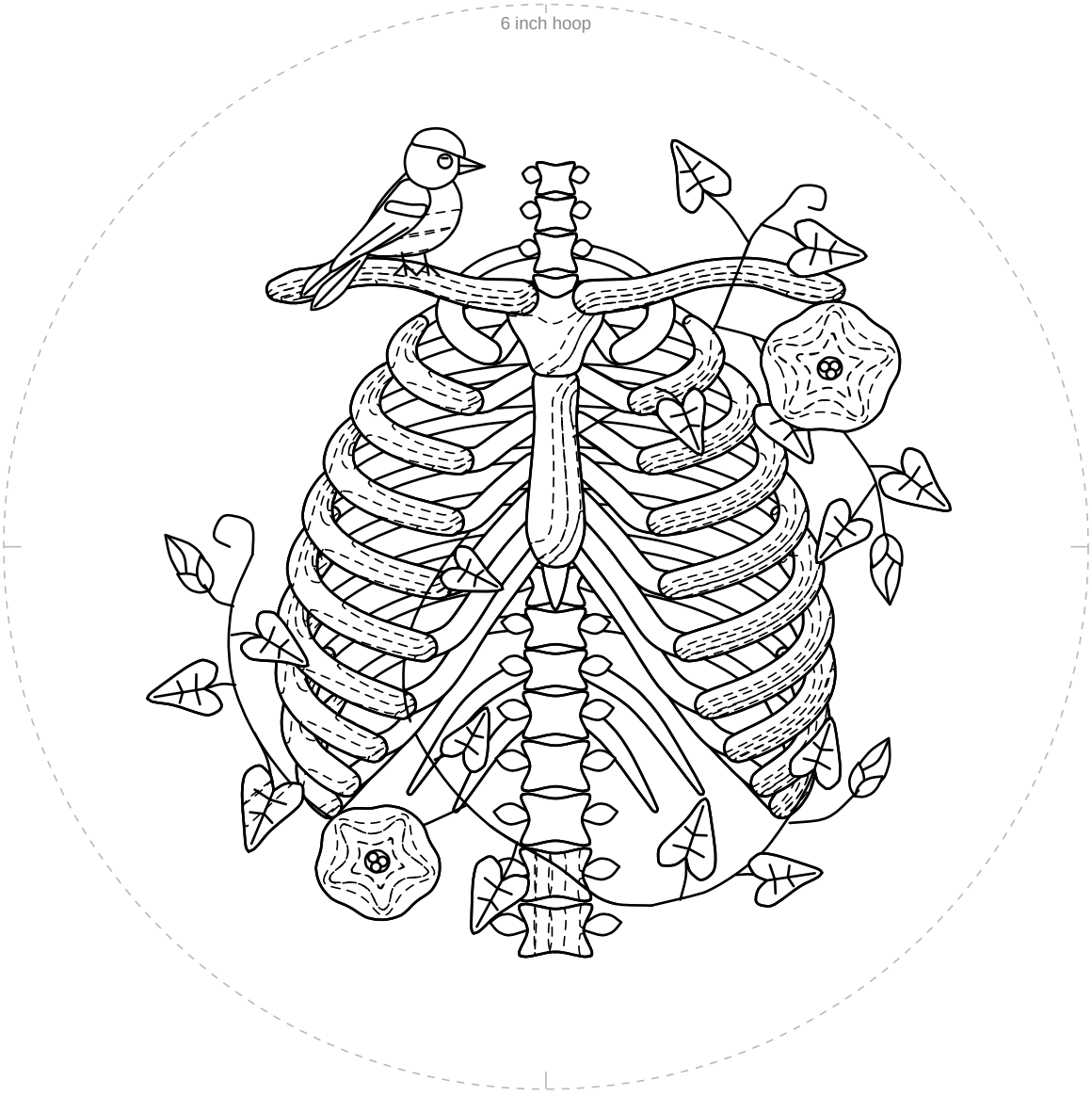

1 in
25.4 mm

Check square: 1 inch (25.4 mm) on each side.
If it measures anything else, print again at 100% with scaling off.

For your own stitching, gifts and handmade pieces you sell. Do not resell or share this PDF.

Vintage rib cage with goldfinch

6 inch hoop

Mirrored. Trace this page with an iron-on transfer pen or pencil, then press it ink side down on the fabric.

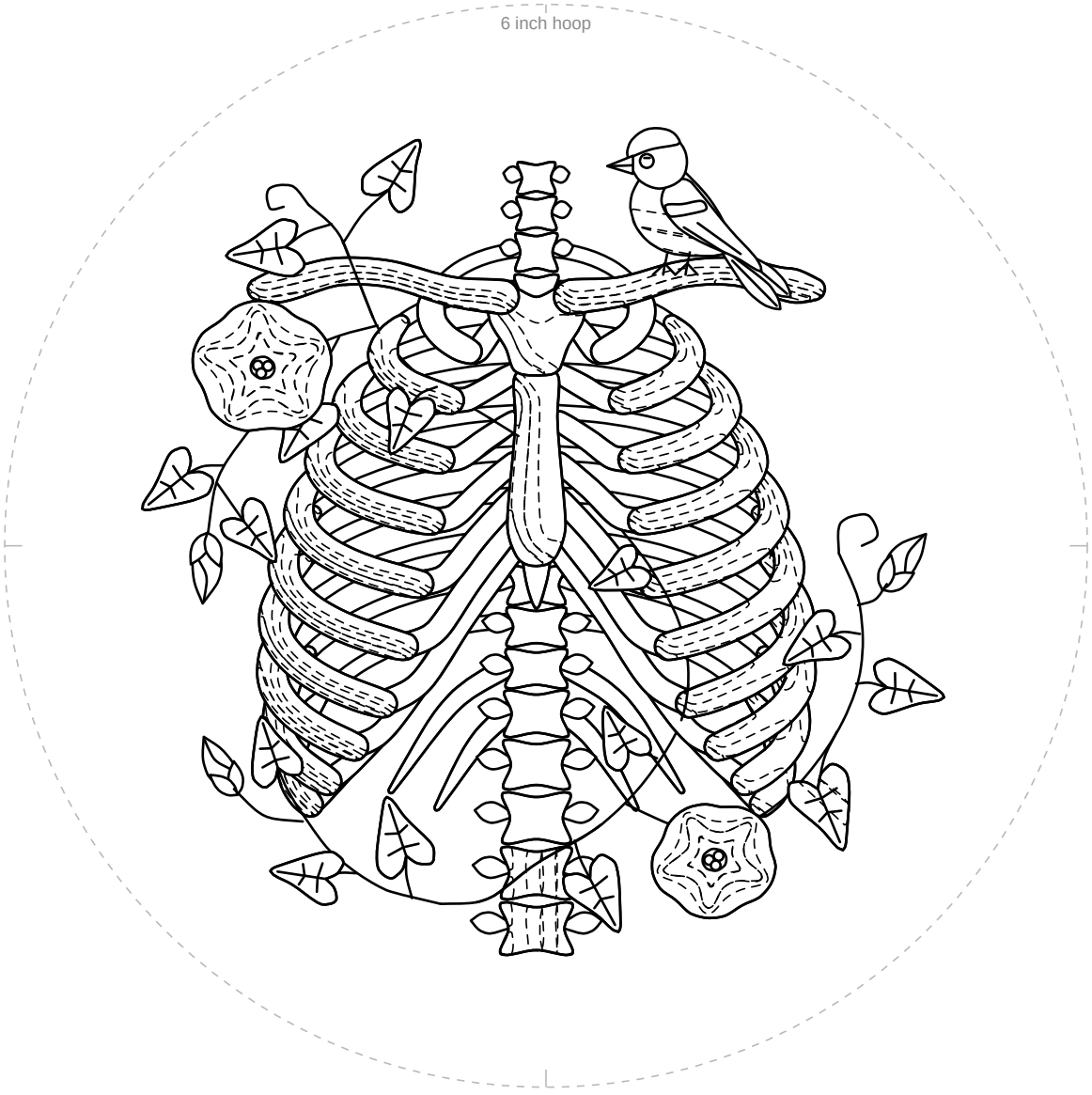

1 in
25.4 mm

Check square: 1 inch (25.4 mm) on each side.
If it measures anything else, print again at 100% with scaling off.

For your own stitching, gifts and handmade pieces you sell. Do not resell or share this PDF.