Vintage all over rose sprigs, easy

Sized for a 6 inch hoop (15 cm). The stitched design is about 4.7 × 4.7 in (11.9 × 11.9 cm).



Which color goes where.

Three ways to transfer the pattern

1. **Fabric you can see through**
   Tape page 2 to a sunny window or lay it on a light box, tape the fabric over it and trace the lines with a sharp pencil or a water-soluble pen.
2. **Fabric you cannot see through**
   Lay dressmaker's carbon paper colored side down on the fabric with page 2 on top, tape the layers and trace the lines firmly with a ballpoint pen.
3. **Iron-on**
   Go over the lines of page 3, the mirrored page, with an iron-on transfer pen, lay it ink side down on the fabric and press with a dry iron.

Pages 2 and 3 are the pattern at actual size. Print them at 100% with scaling turned off.

Floss

- **DMC 3052 Medium Green Gray**
  Leaves and small leaves (darker), sepals, stems and small stems
- **DMC 523 Light Fern Green**
  Leaves and small leaves (lighter)
- **DMC 931 Medium Antique Blue**
  Forget-me-nots
- **DMC 3822 Light Straw**
  Flower hearts
- **DMC 3727 Light Antique Mauve**
  Inner petals, cup petals, rolled petals, outer petals and buds (darker)
- **DMC 225 Ultra Very Light Shell Pink**
  Outer petals, rolled petals, buds, cup petals and rose hearts (lighter)
- **DMC 3726 Dark Antique Mauve**
  Petal edges, rose hearts (darker)

Stitches

- **Stem stitch**, 2 to 3 strands
  Stems, small stems
- **Fishbone stitch**, 3 strands
  Leaves
- **Lazy daisy stitch**, 2 strands
  Forget-me-nots
- **Straight stitch**, 1 strand
  Forget-me-nots
- **French knot**, 2 strands, two wraps
  Flower hearts
- **Satin stitch**, 3 strands
  Outer petals, inner petals, rose hearts, cup petals, rolled petals, sepals, buds, small leaves
- **Split stitch**, 1 strand
  Petal edges, rose hearts

For your own stitching, gifts and handmade pieces you sell. Do not resell or share this PDF or copies of it.

Vintage all over rose sprigs, easy

6 inch hoop

Print at 100% (actual size). Do not scale or fit to page. Check the square below with a ruler before you trace.



1 in
25.4 mm

Check square: 1 inch (25.4 mm) on each side.
If it measures anything else, print again at 100% with scaling off.

For your own stitching, gifts and handmade pieces you sell. Do not resell or share this PDF or copies of it.

Vintage all over rose sprigs, easy

6 inch hoop

Mirrored. Trace this page with an iron-on transfer pen or pencil, then press it ink side down on the fabric.



1 in
25.4 mm

Check square: 1 inch (25.4 mm) on each side.
If it measures anything else, print again at 100% with scaling off.

For your own stitching, gifts and handmade pieces you sell. Do not resell or share this PDF or copies of it.